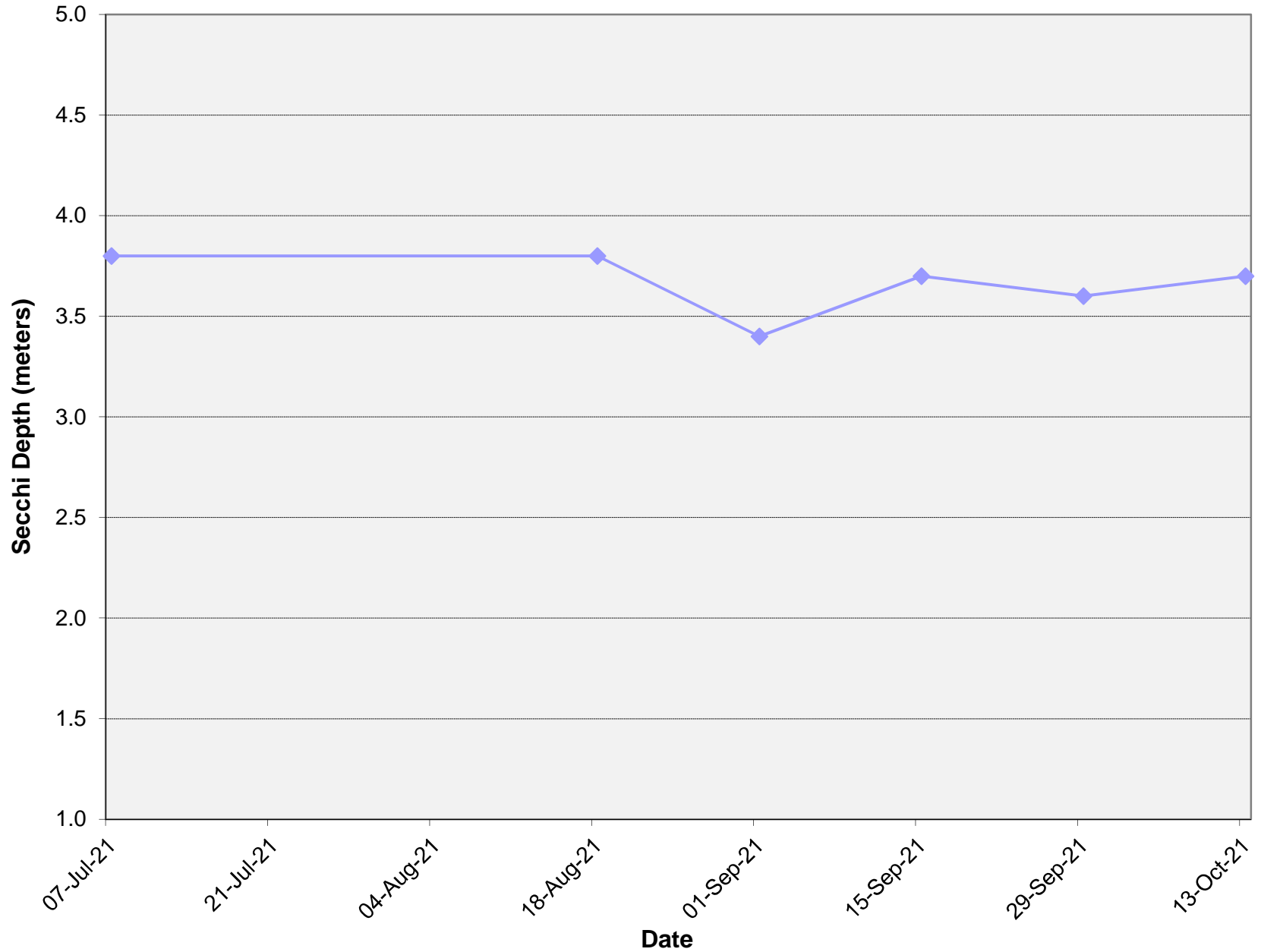


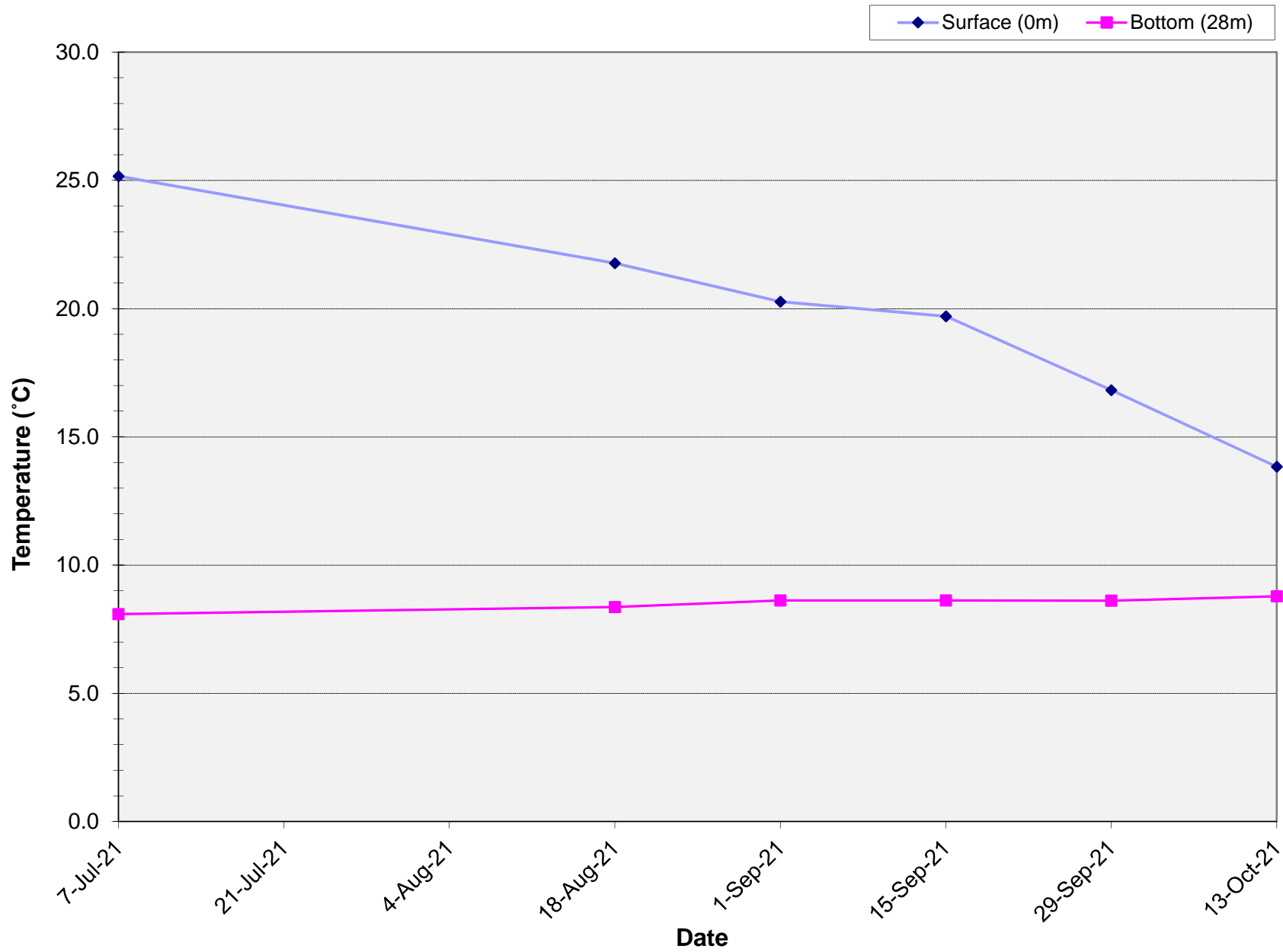
OLWQS 2021 2 CENTRAL BASIN

DATE	TIME	SKY CLOUDS	WIND DIRECTION	WIND STRENGTH	WATER CONDITION	AIR TEMPERATURE (°C)	LAKE DEPTH (meters)	SECCHI DISC (meters)	TEMP, SURFACE (°C at 0m)	TEMP, BOTTOM (°C at 28m)	D.O. SURFACE (mg/l at 0m)	D.O. BOTTOM (mg/l at 28m)	SP. COND. - SURFACE (µS/cm)	SP. COND. - BTM (µS/cm at 28m)	pH SURFACE	pH BOTTOM (28 m)	THERMOCLINE			NOTES	
																	DEPTH (meters)	TEMP (°C)	D.O. (ppm)		
7-Jul-21	10:20 AM	Overcast	N	Moderate	Small waves	22	30	3.8	25.2	8.1	8.59	0.00	276.3	299.3	8.50	7.02	9	17.5	5.8		
18-Aug-21	10:06 AM	Clear	NW	Calm	Light ripple	18	30	3.8	21.8	8.4	8.19	0.00	283.5	301.9	8.32	6.91	11.5	16.3	1.3		
1-Sep-21	10:50 AM	Scattered		Calm	Calm	16	30	3.4	20.3	8.6	8.51	0.00	285.3	300.6	8.29	7.10	12	16.5	0.6		
15-Sep-21	10:18 AM	Scattered	N	Moderate	Light ripple	19	30	3.7	19.7	8.6	8.80	0.00	286.7	300.4	8.18	7.07	13	15.5	0.1		
29-Sep-21	10:35 AM	Scattered	S	Moderate	Small waves	14	30	3.6	16.8	8.6	8.85	0.00	288.5	302.9	8.17	7.01	16	12.7	0.0		
13-Oct-21	10:10 AM	Overcast		Calm	Calm	7	30	3.7	13.8	8.8	9.11	0.00	289.6	303.6	8.05	7.10	18.5	11.7	1.4		

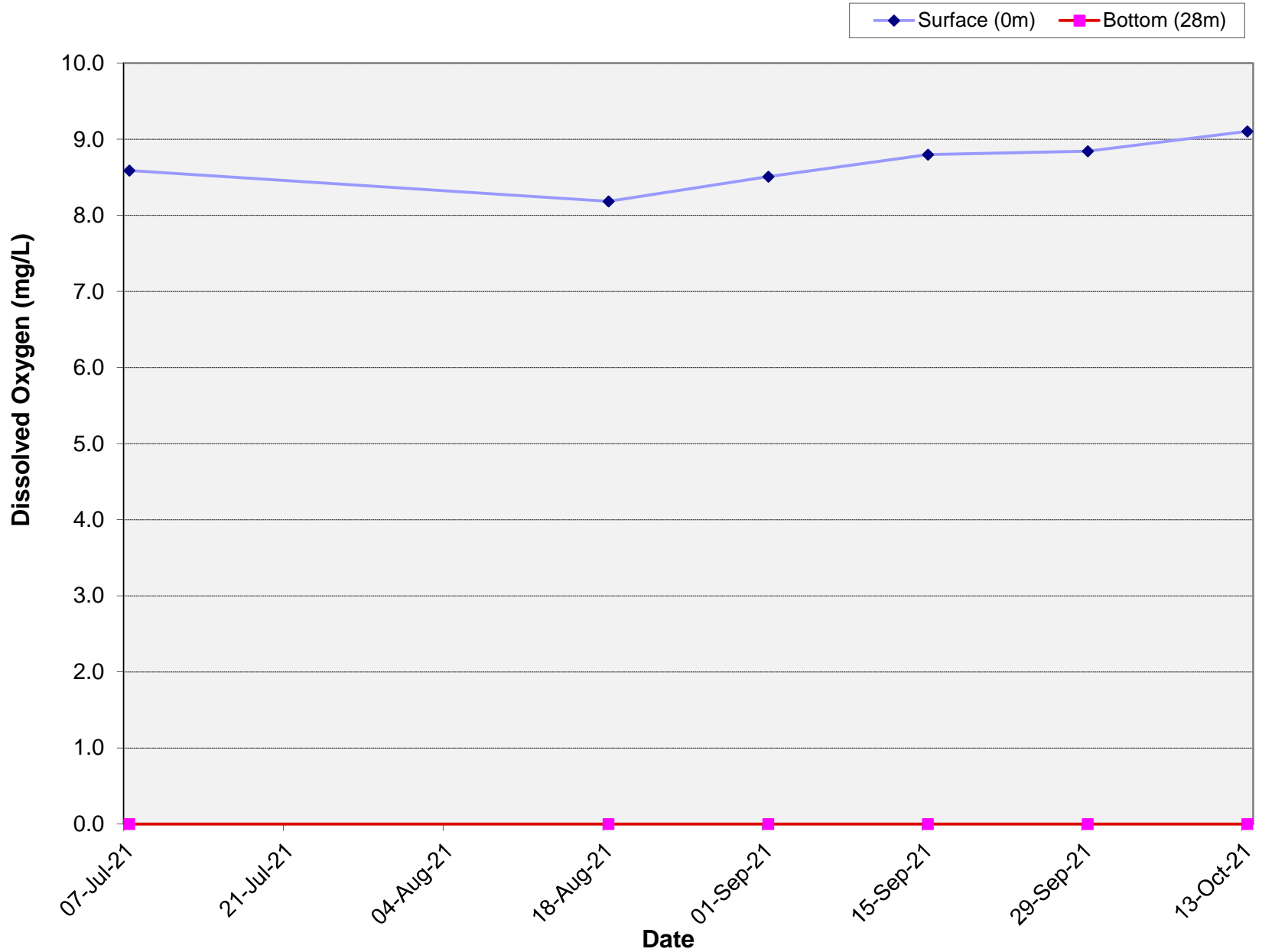
Osoyoos Lake (at Central Basin) - Secchi Depth 2021



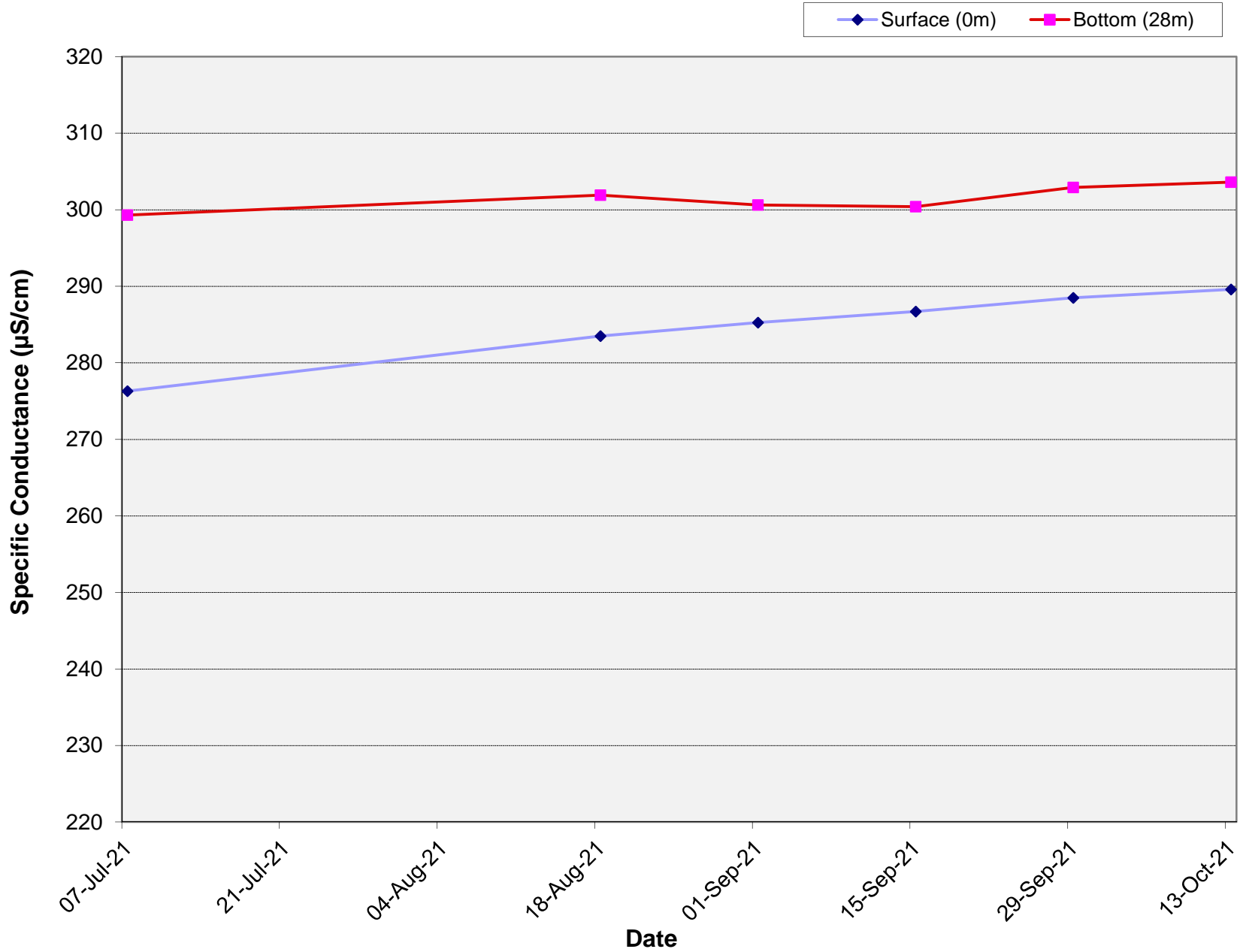
Osoyoos Lake (at Central Basin) - Water Temperature 2021



Osoyoos Lake (at Central Basin) - Dissolved Oxygen Levels 2021



Osoyoos Lake (at Central Basin) - Specific Conductance 2021



OLWQS - CENTRAL BASIN 2021

DEPTH DATA:

Depth (m)	7-Jul-21	18-Aug-21	1-Sep-21	15-Sep-21	29-Sep-21	13-Oct-21	0-Jan-00
0.00	0.00	0.00	0.00	0.00	0.00	0.00	
2.13	2.12	2.07	1.93	2.07	2.07	2.07	
3.96	3.96	3.99	4.33	3.92	3.99	3.99	
5.62	5.77	5.8	6.16	5.76	5.74	5.74	
7.92	7.95	8.05	7.77	8.06	8.03	8.03	
9.88	10.00	10.05	9.97	9.89	10.03	10.03	
11.90	11.99	11.94	12.28	12.13	12.02	12.02	
13.90	13.93	13.89	14.06	13.99	14.06	14.06	
15.64	15.96	15.91	15.88	15.97	16.07	16.07	
17.77	17.99	17.91	17.41	18.01	18.08	18.08	
19.42	19.83	19.92	19.12	19.92	20.01	20.01	
21.76	21.94	21.86	22.28	22.02	22.03	22.03	
23.70	23.96	23.99	22.95	23.50	23.98	23.98	
25.91	25.76	25.96	25.09	25.75	25.98	25.98	
27.35	27.91	27.92	26.83	27.27	28.05	28.05	

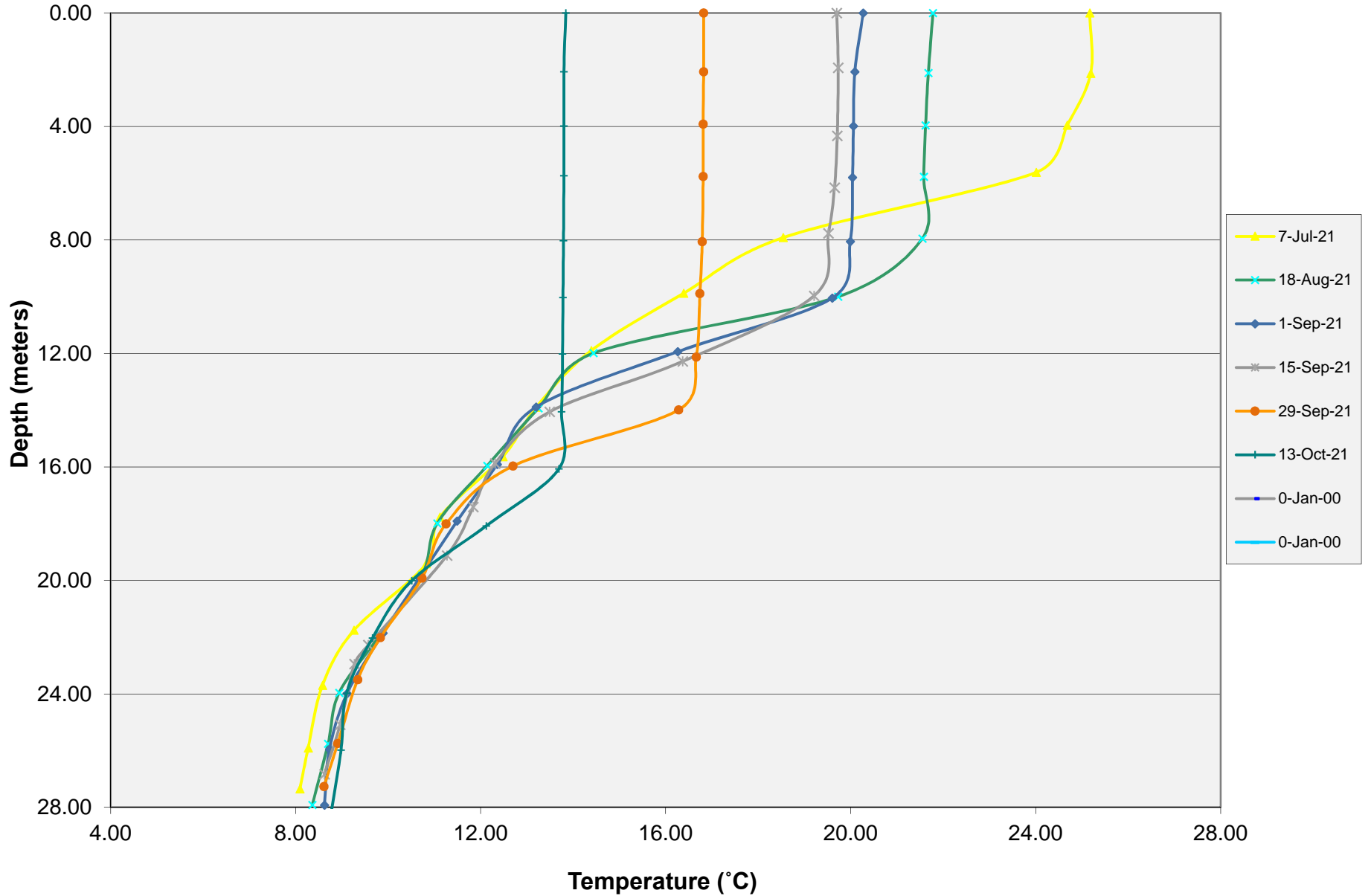
Temperature (°C)

Temperature (°C)	7-Jul-21	18-Aug-21	1-Sep-21	15-Sep-21	29-Sep-21	13-Oct-21	0-Jan-00
25.17	21.78	20.27	19.70	16.82	13.84	13.84	
25.19	21.68	20.09	19.73	16.82	13.80	13.80	
24.68	21.62	20.06	19.71	16.81	13.80	13.80	
24.01	21.58	20.04	19.65	16.81	13.80	13.80	
18.54	21.55	19.99	19.52	16.79	13.79	13.79	
16.39	19.73	19.60	19.21	16.74	13.78	13.78	
14.39	14.44	16.26	16.37	16.66	13.77	13.77	
13.20	13.25	13.20	13.49	16.28	13.75	13.75	
12.48	12.14	12.36	12.31	12.70	13.69	13.69	
11.12	11.06	11.49	11.84	11.25	12.12	12.12	
10.82	10.73	10.67	11.27	10.73	10.51	10.51	
9.26	9.82	9.89	9.57	9.83	9.66	9.66	
8.58	8.94	9.11	9.27	9.34	9.10	9.10	
8.27	8.70	8.73	8.96	8.91	8.98	8.98	
8.09	8.36	8.62	8.62	8.61	8.78	8.78	

Dissolved Oxygen (mg/L)

Dissolved Oxygen (mg/L)	7-Jul-21	18-Aug-21	1-Sep-21	15-Sep-21	29-Sep-21	13-Oct-21	0-Jan-00
8.59	8.19	8.51	8.80	8.85	9.11	9.11	
8.58	8.17	8.49	8.76	8.79	9.20	9.20	
8.47	8.16	8.44	8.56	8.81	9.17	9.17	
8.33	8.13	8.41	8.49	8.77	9.12	9.12	
6.62	8.03	8.36	7.53	8.59	9.18	9.18	
4.79	3.72	7.52	6.30	7.88	9.19	9.19	
2.84	0.00	0.09	0.10	7.09	9.11	9.11	
1.67	0.00	0.00	0.00	7.45	8.63	8.63	
1.79	0.00	0.00	0.00	0.00	8.25	8.25	
1.60	0.00	0.00	0.00	0.00	1.83	1.83	
1.50	0.00	0.00	0.00	0.00	0.00	0.00	
1.41	0.00	0.00	0.00	0.00	0.00	0.00	
0.88	0.00	0.00	0.00	0.00	0.00	0.00	
0	0.00	0.00	0.00	0.00	0.00	0.00	
0.00	0	0	0.00	0	0.00	0.00	

Osoyoos Lake (at Central Basin) - Temperature Profiles 2021



Osoyoos Lake (at Central Basin) - Oxygen Profiles 2021

