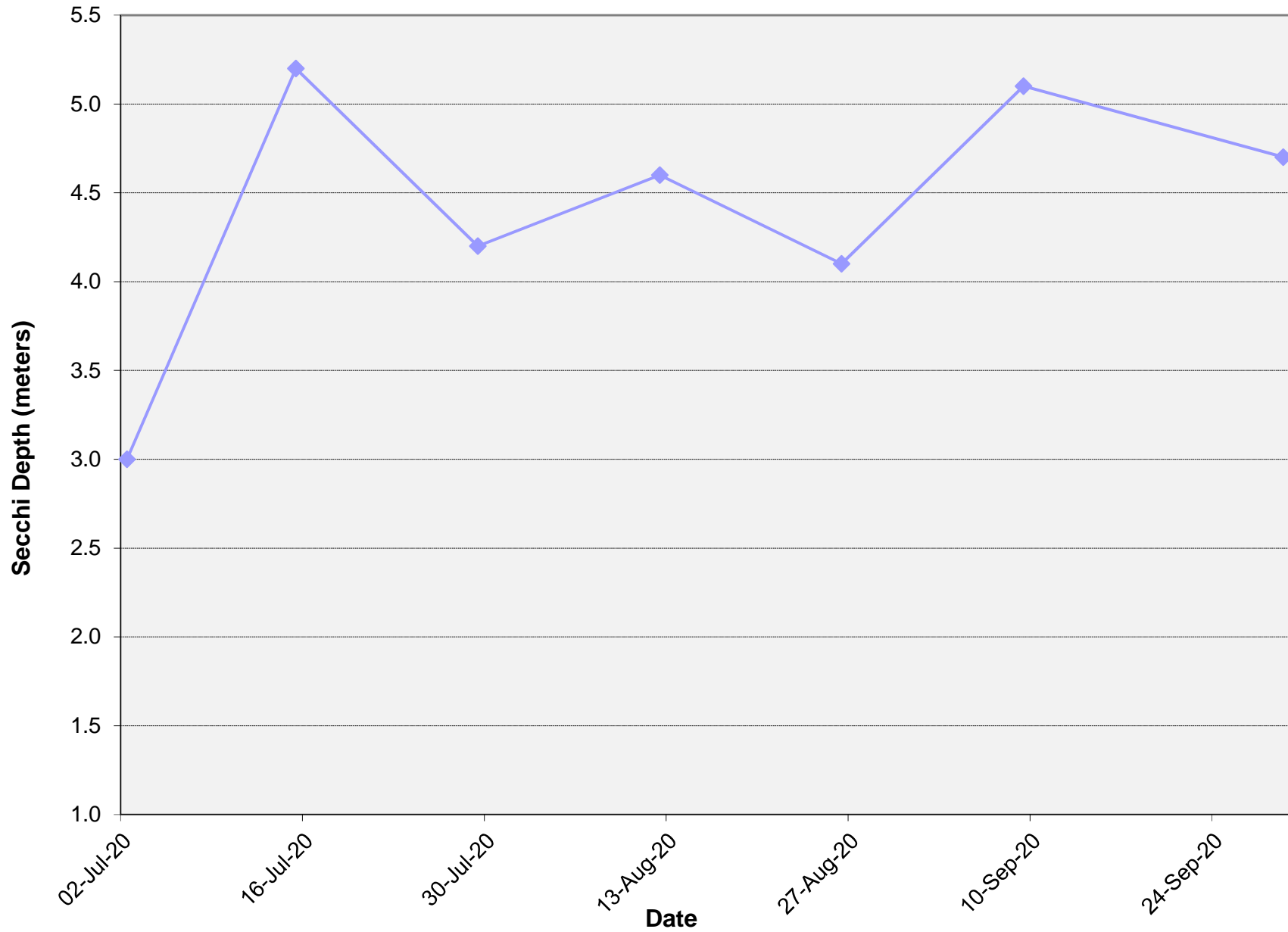


OLWQS 2020 4 PACKING HOUSE

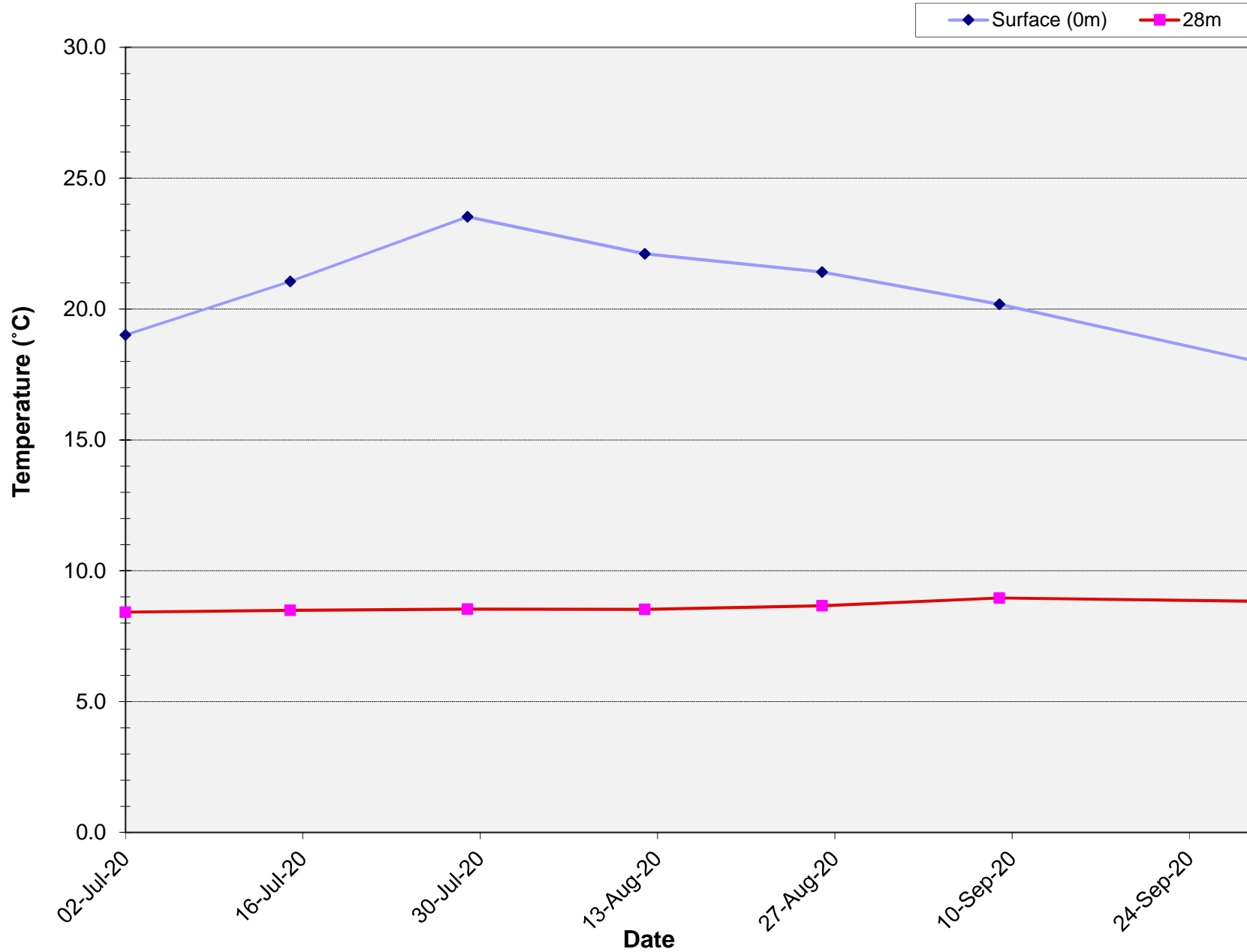
**DATA - PACKINGHOUSE - 2020**

DATE	TIME	SKY CONDITION	WIND DIRECTION	WIND STRENGTH	WATER CONDITION	AIR TEMPERATURE (°C)	LAKE DEPTH (meters)	SECCHI DISC (meters)	TEMP, SURFACE (°C at 0m)	TEMP, BOTTOM (°C at 28m)	D.O. SURFACE (mg/l at 0m)	D.O. BOTTOM (mg/l at 28m)	SP. COND. - SURFACE (µS/cm)	SP. COND. - BTM (µS/cm at 28m)	pH SURFACE	pH BOTTOM (28 m)	THERMOCLINE			NOTES	
																	DEPTH (meters)	TEMP (°C)	D.O. (ppm)		
2-Jul-20	11:05 AM	Clear	SE	Moderate	Small waves	20	64	3.0	19.0	8.4	9.11	7.75	237.0	275.9	8.12	7.33	16	12.7	7.81		
15-Jul-20	10:18 AM	Scattered		Calm	Calm	23.0	63.0	5.2	21.06	8.49	9.14	7.35	247.9	276	8.14	6.62	16.0	13.78	7.28		
29-Jul-20	9:20 AM	Clear		Calm	Calm	23	63	4.2	23.5	8.5	8.97	6.47	256.8	275.8	8.18	6.86	15	15.5	6.48		
12-Aug-20	9:17 AM	Clear	E	Moderate	Small waves	19	62	4.6	22.1	8.5	8.48	5.74	260.1	276.2	8.22	6.83	15	15.9	5.29		
26-Aug-20	9:10 AM	Clear	NW	Moderate	Small waves	22	63	4.1	21.4	8.7	8.35	5.37	264.2	277.4	8.16	6.96	16	15.3	4.70		
9-Sep-20	9:04 AM	Clear		Calm	Calm	13	63	5.1	20.2	9.0	8.65	4.44	266.3	277.1	8.23	7.02	17	14.3	4.93		
29-Sep-20	9:20 AM	Clear	N	Light	Light ripple	12	63	4.7	18.0	8.8	8.74	3.50	269.0	278.2	8.32	7.19	18	14.0	4.29		

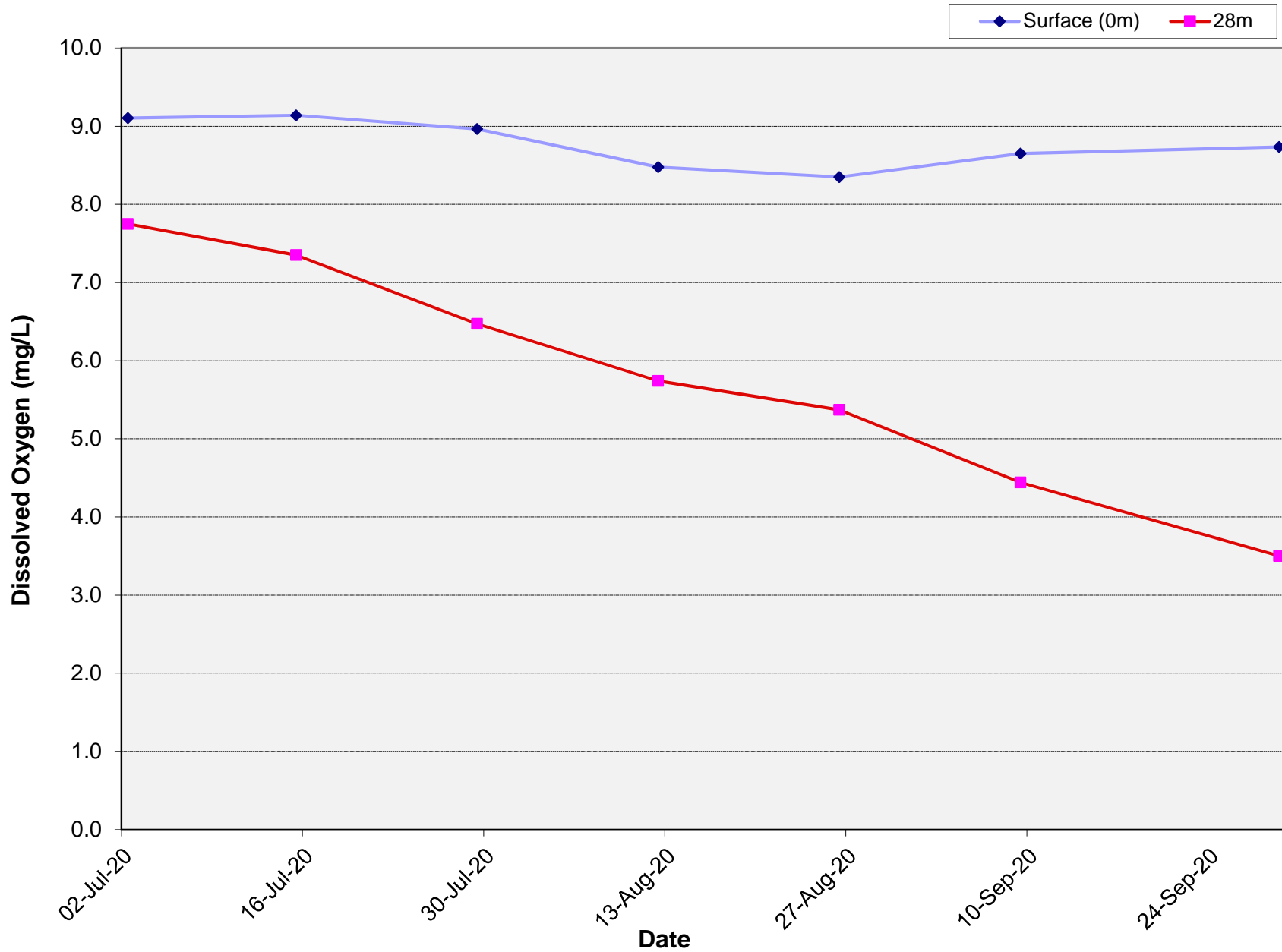
### Osoyoos Lake (at Packing house) - Secchi Depth 2020



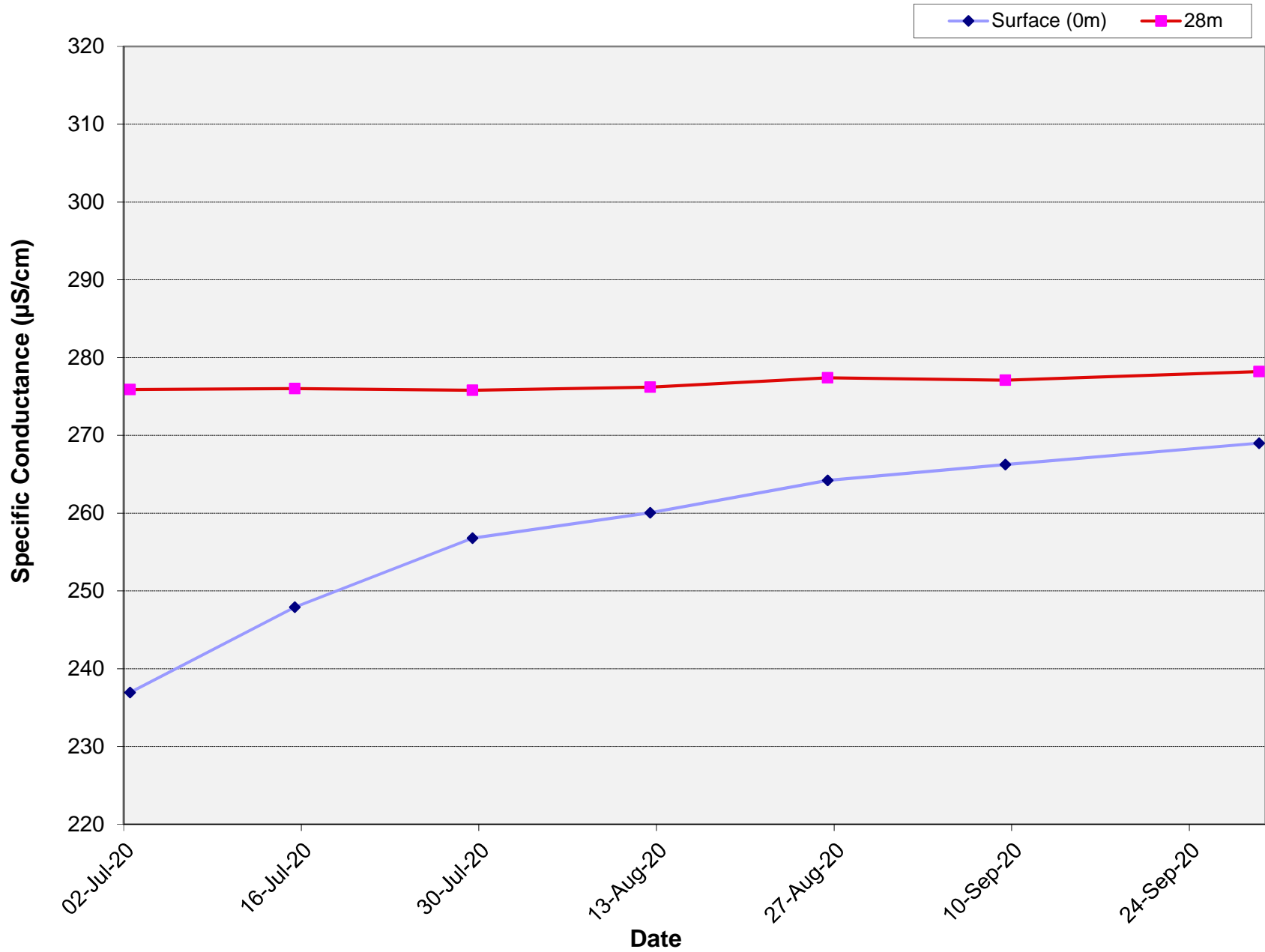
### Osoyoos Lake (at Packing house) - Water Temperature 2020



### Osoyoos Lake (at Packinghouse) - Dissolved Oxygen Levels 2020



### Osoyoos Lake (at Packinghouse) - Specific Conductance 2020



OLWQS - PACKING HOUSE 2020

**DEPTH DATA:**

**Depth (m)**

2-Jul-20	15-Jul-20	29-Jul-20	12-Aug-20	26-Aug-20	9-Sep-20	29-Sep-20	0-Jan-00	0-Jan-00
0.00	0.00	0.00	0.00	0.00	0.00	0.00		
1.99	2.03	2.04	2.01	2.02	2.01	2.06		
3.88	3.92	3.92	3.94	3.91	3.90	3.92		
5.81	5.75	5.77	5.75	5.73	5.71	5.73		
7.95	8.05	7.88	7.88	7.94	7.93	7.97		
9.93	9.96	9.91	9.98	9.91	9.92	9.95		
11.73	11.99	11.86	11.93	11.94	11.92	11.95		
13.81	13.95	13.87	13.95	13.88	13.84	13.90		
15.87	15.88	15.56	15.72	15.79	15.87	15.89		
17.83	17.78	17.87	16.92	17.76	17.86	17.70		
19.73	19.87	19.92	19.76	19.89	19.86	19.88		
21.88	21.79	21.84	21.92	21.93	21.90	21.86		
23.88	23.89	23.93	23.17	23.88	23.92	23.91		
	25.92	25.96	26.33	25.78	25.95	25.87		
	27.87	27.85	28.72	27.91	27.94	27.94		

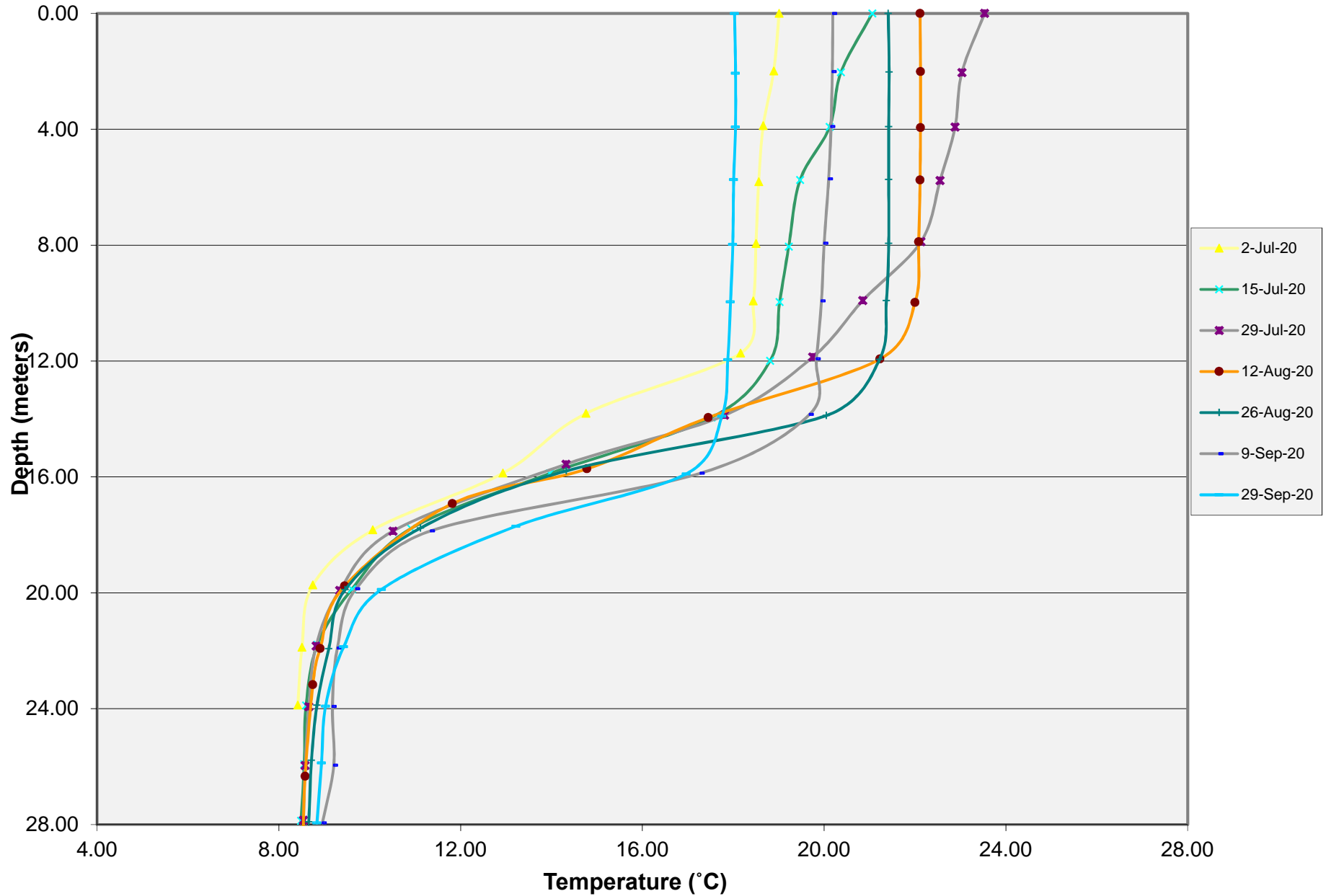
**Temperature (°C)**

2-Jul-20	15-Jul-20	29-Jul-20	12-Aug-20	26-Aug-20	9-Sep-20	29-Sep-20	0-Jan-00	0-Jan-00
19.01	21.06	23.53	22.11	21.41	20.19	18.03		
18.89	20.37	23.03	22.12	21.43	20.18	18.05		
18.66	20.12	22.88	22.12	21.42	20.15	18.05		
18.56	19.47	22.55	22.11	21.42	20.10	18.01		
18.50	19.22	22.13	22.08	21.42	20.00	17.99		
18.44	19.02	20.85	22.00	21.37	19.94	17.94		
18.16	18.81	19.75	21.23	21.22	19.83	17.88		
14.76	17.52	17.81	17.45	20.05	19.68	17.75		
12.93	13.96	14.32	14.78	14.33	17.28	16.97		
10.07	10.91	10.51	11.82	11.12	11.34	13.22		
8.75	9.61	9.34	9.45	9.46	9.70	10.26		
8.51	8.85	8.82	8.91	9.10	9.29	9.43		
8.42	8.60	8.66	8.75	8.84	9.18	9.03		
	8.56	8.58	8.58	8.72	9.21	8.94		
	8.49	8.54	8.53	8.66	8.96	8.84		

**Dissolved Oxygen (mg/L)**

2-Jul-20	15-Jul-20	29-Jul-20	12-Aug-20	26-Aug-20	9-Sep-20	29-Sep-20	0-Jan-00	0-Jan-00
9.11	9.14	8.97	8.48	8.35	8.65	8.74		
9.06	9.13	8.94	8.44	8.35	8.63	8.82		
8.97	8.98	8.83	8.46	8.34	8.61	8.73		
8.86	8.87	8.71	8.45	8.32	8.53	8.74		
8.81	8.50	8.60	8.43	8.33	8.47	8.71		
8.75	8.57	7.74	8.25	8.27	8.26	8.69		
8.60	8.50	7.06	7.09	8.06	8.22	8.75		
7.94	7.88	6.63	5.33	6.33	8.16	8.61		
7.81	7.28	6.41	5.27	4.38	5.63	8.06		
7.81	7.24	6.72	5.55	4.75	4.23	3.35		
7.77	7.21	6.71	5.81	5.09	4.41	3.32		
7.73	7.20	6.62	5.80	5.01	4.39	3.42		
7.75	7.14	6.54	5.78	5.04	4.37	3.49		
	7.20	6.48	5.75	5.10	4.35	3.47		
	7.35	6.47	5.74	5.37	4.44	3.50		

### Osoyoos Lake (at Packinghouse) - Temperature Profiles 2020



### Osoyoos Lake (at Packinghouse) - Oxygen Profiles 2020

