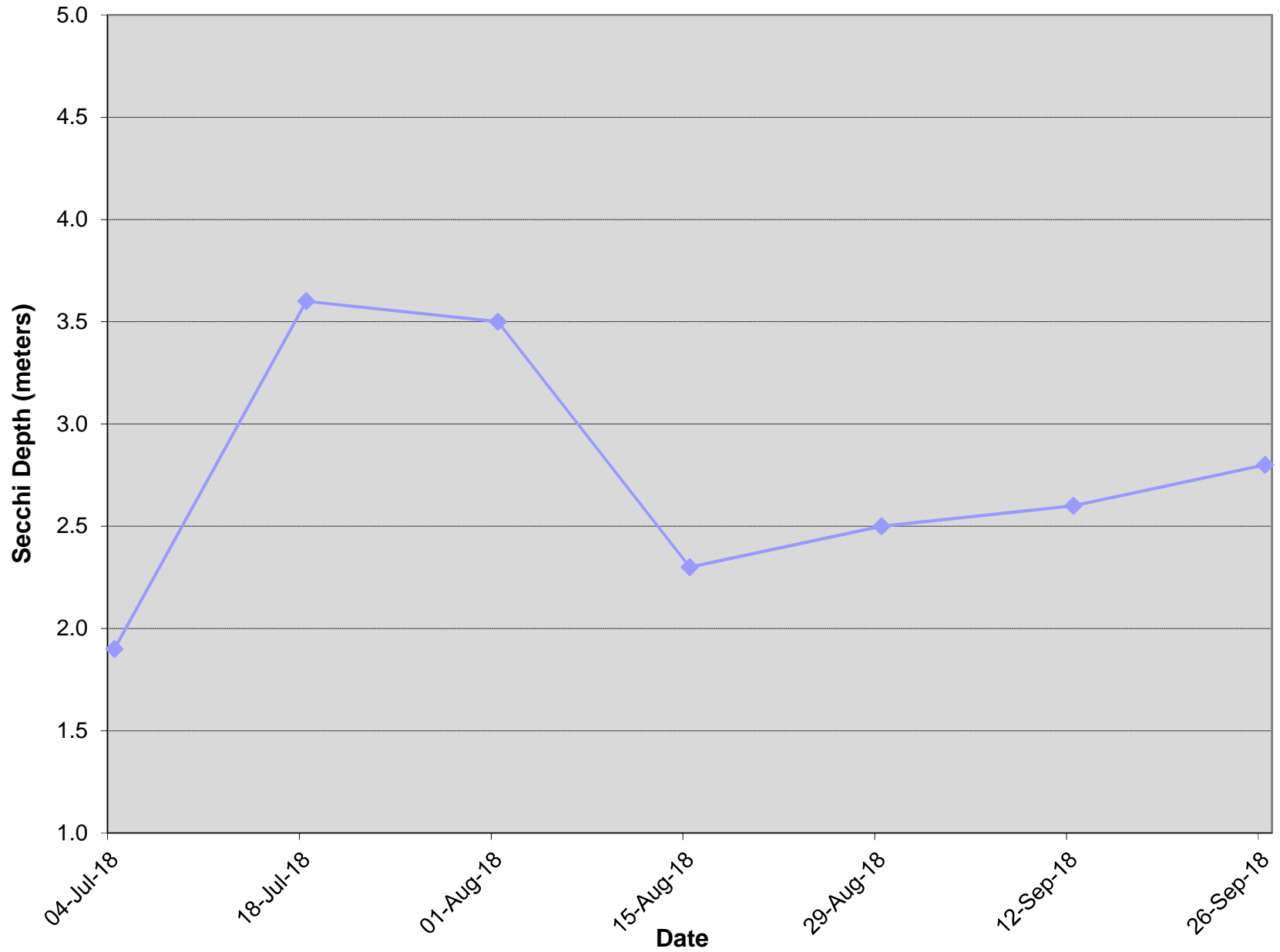


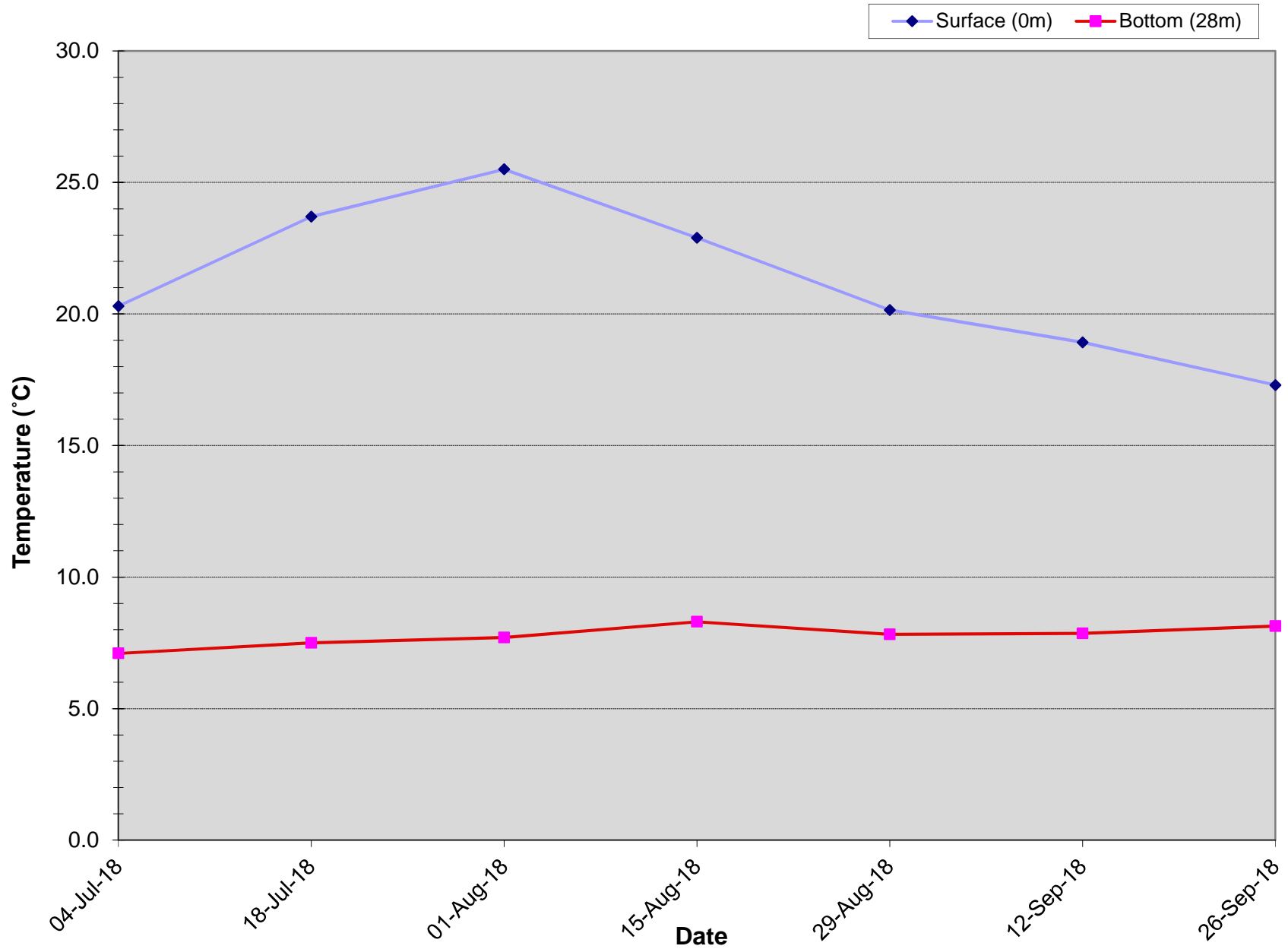
OLWQS 2018 2 CENTRAL BASIN

DATE	TIME	SKY CLOUDS	WIND DIRECTION	WIND STRENGTH	WATER CONDITION	AIR TEMPERATURE (°C)	LAKE DEPTH (meters)	SECCHI DISC (meters)	TEMP, SURFACE (°C at 0m)	TEMP, BOTTOM (°C at 28m)	D.O. SURFACE (mg/l at 0m)	D.O. BOTTOM (mg/l at 28m)	SPEC. COND. - SURFACE (µS/cm)	SPEC. COND. - BTM (µS/cm)	pH SURFACE	pH BOTTOM (18 m)	THERMOCLINE			NOTES	
																	DEPTH (meters)	TEMP (°C)	D.O. (ppm)		
4-Jul-18	11:55 AM	Broken	NE	Calm	Light Ripple	24	30	1.9	20.3	7.1	8.45	0.64	268.3	311.3	7.49	7.45	22				
18-Jul-18	10:55 AM	Clear	NW	Moderate	Light Ripple		30	3.6	23.7	7.5	8.93	0.54	275.5	306.0	7.89	7.58	22			Air T thermometer broken.	
1-Aug-18	9:55 AM	Clear	SW	Calm	Light Ripple	28	30	3.5	25.5	7.7	7.25	0.44	288.5	321.3	8.23	7.27	20	17.3	1.5		
15-Aug-18	9:45 AM	Clear	-	Calm	Light Ripple	21	30	2.3	22.9	8.3	7.86	0.64	294.8	330.3	8.12	7.25	20	17.4	0.6		
29-Aug-18	10:22 AM	Overcast		Calm	Light ripple	20	30	2.5	20.2	7.8	8.15	0.00	278.0	305.0	8.31	7.41	15	19.9	7.6	Used Hydrolab HL4 sond, first time.	
12-Sep-18	10:10 AM	Broken		Calm	Calm	13	30	2.6	18.9	7.9	8.09	0.00	282.5	309.0	8.31	8.10	20	18.1	4.4	Used Hydrolab HL4 sond.	
26-Sep-18	10:10 AM	Clear		Calm	Calm	13	30	2.8	17.3	8.1	9.06	0.00	284.0	308.0	8.46	8.30	23	14.8	0.6	Used Hydrolab HL4 sond.	

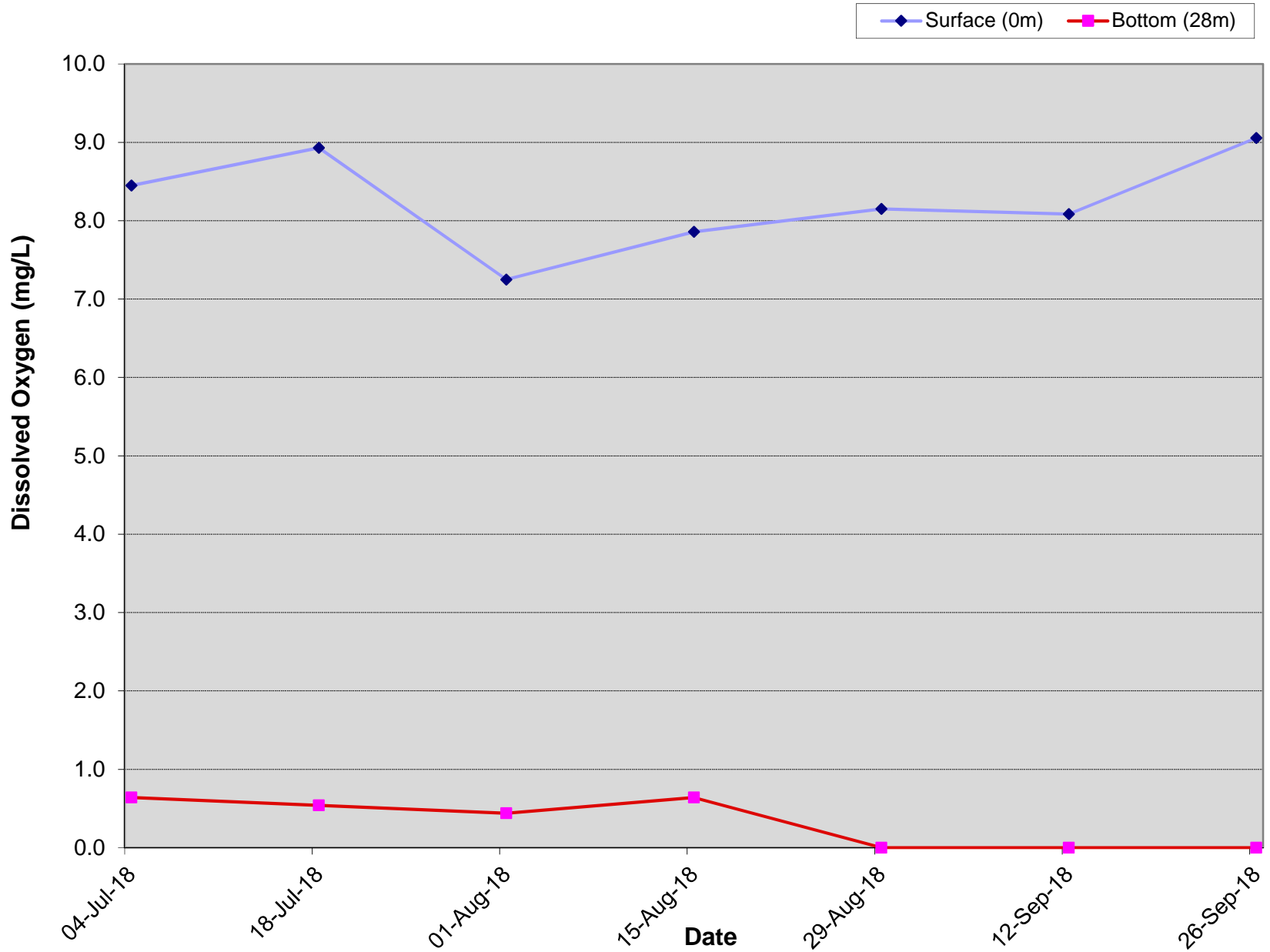
Osoyoos Lake (at Central Basin) - Secchi Depth 2018



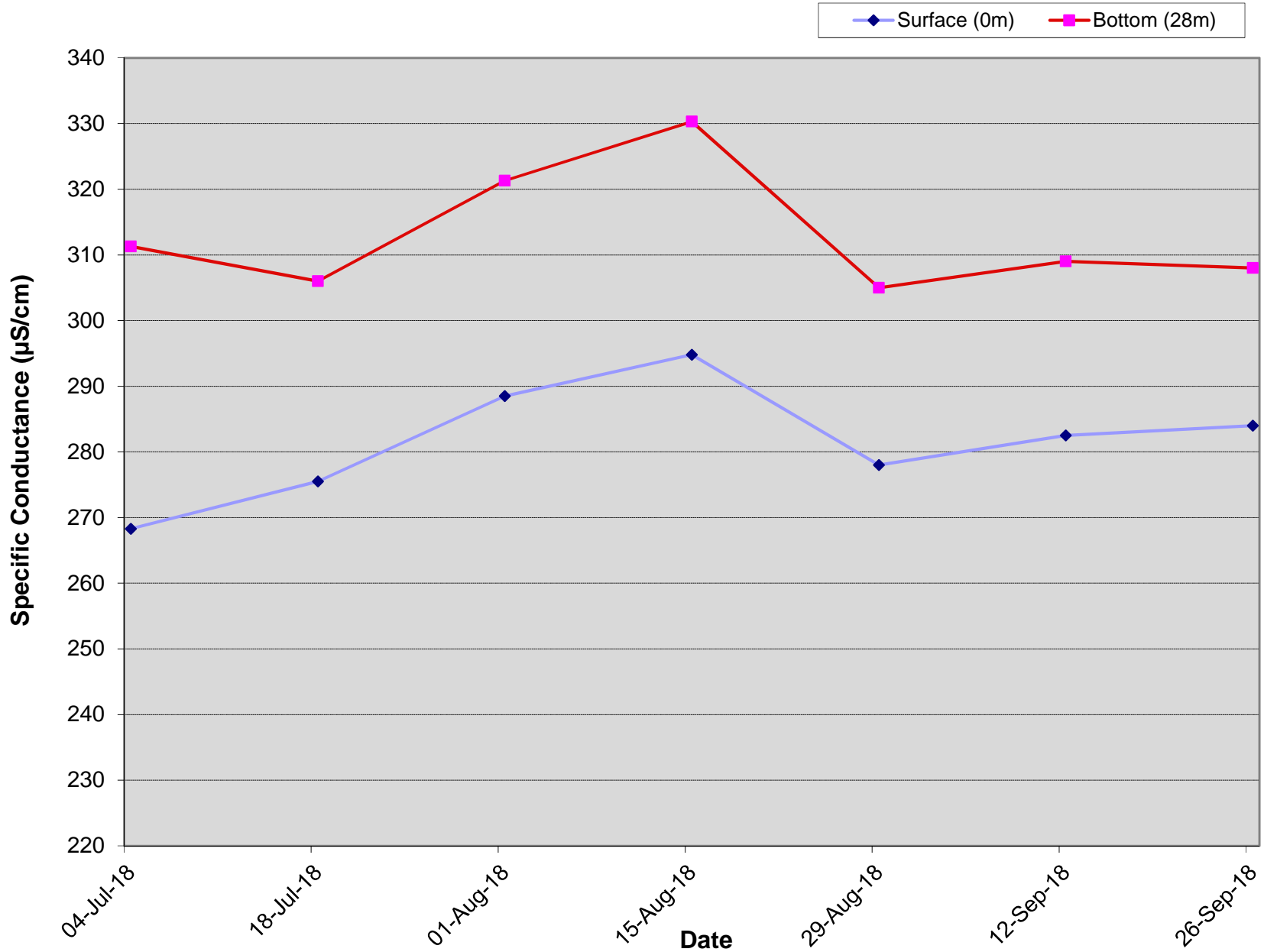
Osoyoos Lake (at Central Basin) - Water Temperature 2018



Osoyoos Lake (at Central Basin) - Dissolved Oxygen Levels 2018



Osoyoos Lake (at Central Basin) - Specific Conductance 2017



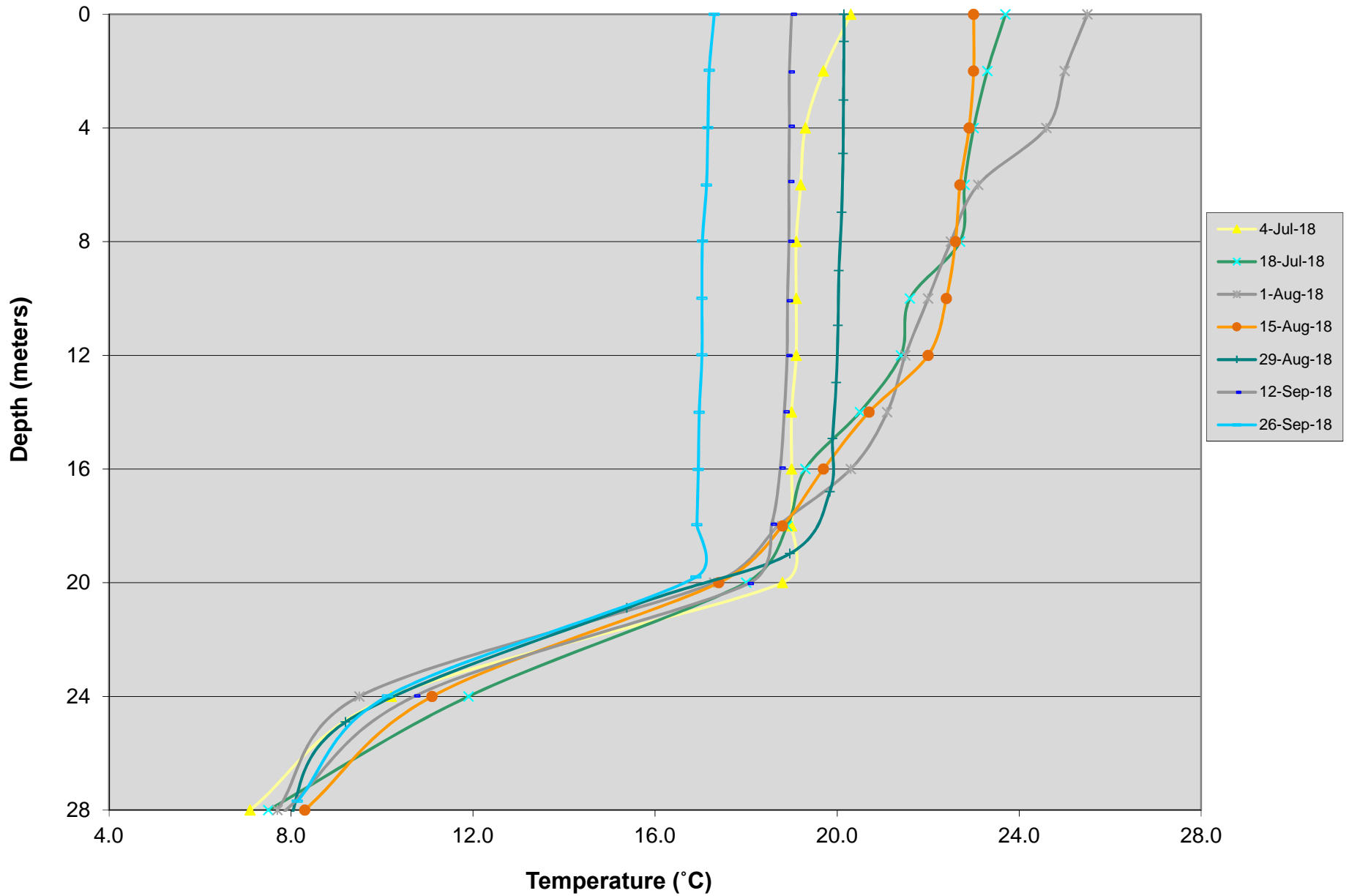
OLWQS - CENTRAL BASIN 2017

Depth (m)						
4-Jul-18	18-Jul-18	1-Aug-18	15-Aug-18	29-Aug-18	12-Sep-18	26-Sep-18
0	0	0	0	0	0	0
2	2	2	2	0.96	2.03	1.97
4	4	4	4	3.02	3.94	3.99
6	6	6	6	4.9	5.89	6.01
8	8	8	8	6.97	7.99	7.98
10	10	10	10	9.02	10.08	9.99
12	12	12	12	10.95	12.01	11.99
14	14	14	14	12.96	13.99	14.01
16	16	16	16	14.93	15.97	16.02
18	18	18	18	16.8	17.95	17.96
20	20	20	20	18.98	20.03	19.8
24	24	24	24	20.89	23.99	23.99
28	28	28	28	24.9	28.04	27.69
				28.99		

Temperature (°C)						
4-Jul-18	18-Jul-18	1-Aug-18	15-Aug-18	29-Aug-18	12-Sep-18	26-Sep-18
20.3	23.7	25.5	23.0	20.15	19.00	17.30
19.7	23.3	25.0	23.0	20.15	18.95	17.19
19.3	23.0	24.6	22.9	20.14	18.95	17.16
19.2	22.8	23.1	22.7	20.13	18.94	17.13
19.1	22.7	22.5	22.6	20.10	18.94	17.04
19.1	21.6	22.0	22.4	20.04	18.91	17.03
19.1	21.4	21.5	22.0	20.02	18.90	17.03
19.0	20.5	21.1	20.7	19.98	18.84	16.97
19.0	19.3	20.3	19.7	19.90	18.75	16.95
19.0	18.9	18.7	18.8	19.84	18.56	16.92
18.8	18.0	17.3	17.4	18.96	18.05	16.90
10.2	11.9	9.5	11.1	15.38	10.72	10.12
7.1	7.5	7.7	8.3	9.20	7.86	8.14
				7.82		

Dissolved Oxygen (mg/L)						
4-Jul-18	18-Jul-18	1-Aug-18	15-Aug-18	29-Aug-18	12-Sep-18	26-Sep-18
8.45	8.93	7.25	7.86	8.15	8.08	9.06
8.46	9.09	7.33	7.89	8.17	8.04	9.14
8.41	9.13	7.39	7.95	8.15	7.98	9.04
8.12	8.96	7.22	7.72	7.92	7.93	8.69
8.07	9.09	6.16	6.94	7.55	7.82	8.48
8.11	7.92	5.21	5.86	7.44	7.32	8.50
8.22	7.62	3.86	3.92	7.71	7.26	8.35
8.15	6.10	2.75	0.96	7.59	6.95	7.98
8.20	5.25	2.39	0.86	7.55	6.86	8.03
8.15	5.56	1.71	0.70	6.95	6.82	8.06
7.78	4.52	1.47	0.63	2.64	4.43	7.99
3.45	2.31	0.41	0.56	0.50	0.04	0.17
0.64	0.54	0.44	0.64	0.15	0.00	0.00
				0.00		

Osoyoos Lake (at Central Basin) - Temperature Profiles 2018



Osoyoos Lake (at Central Basin) - Oxygen Profiles 2018

