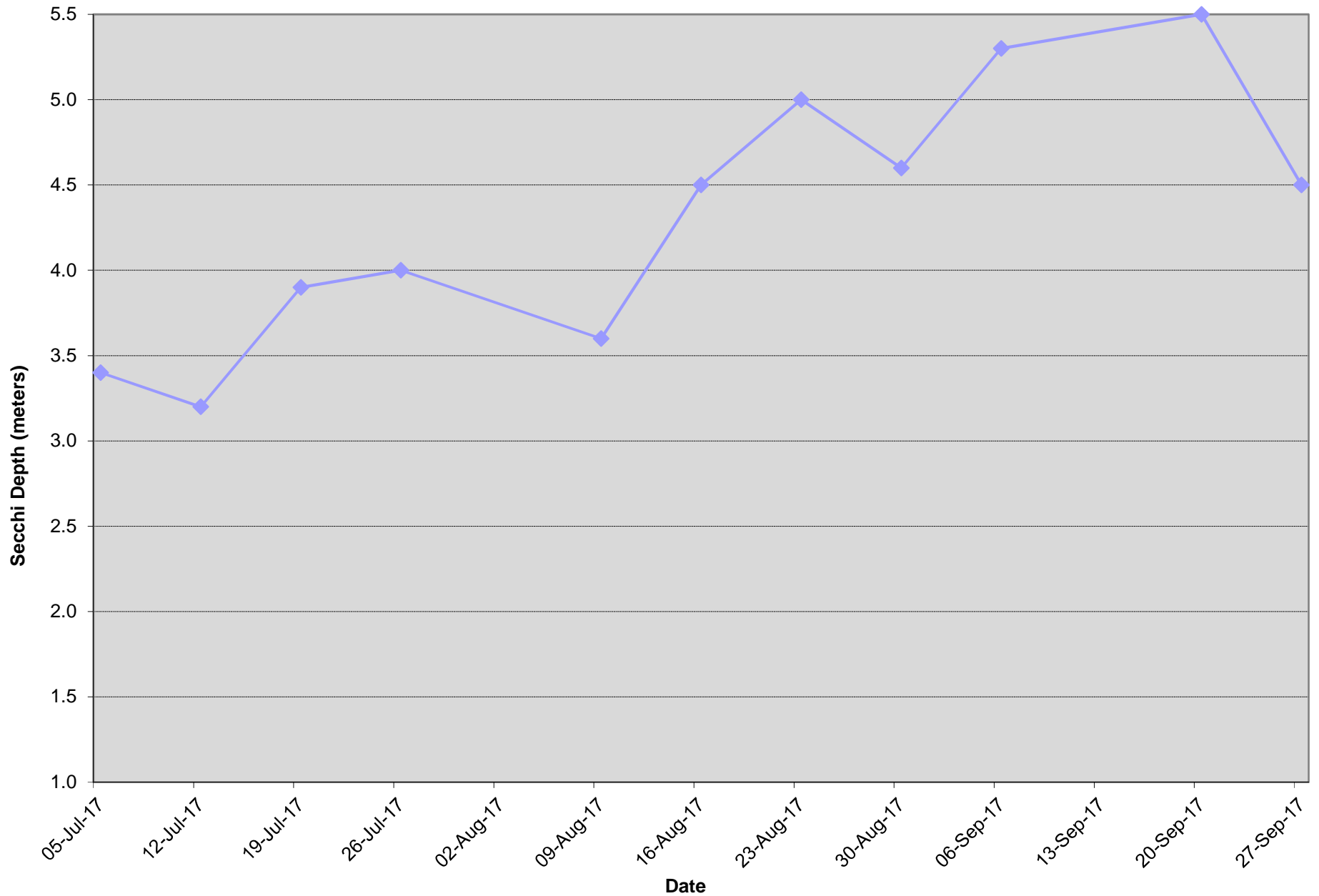


OLWQS 2017 4 PACKING HOUSE

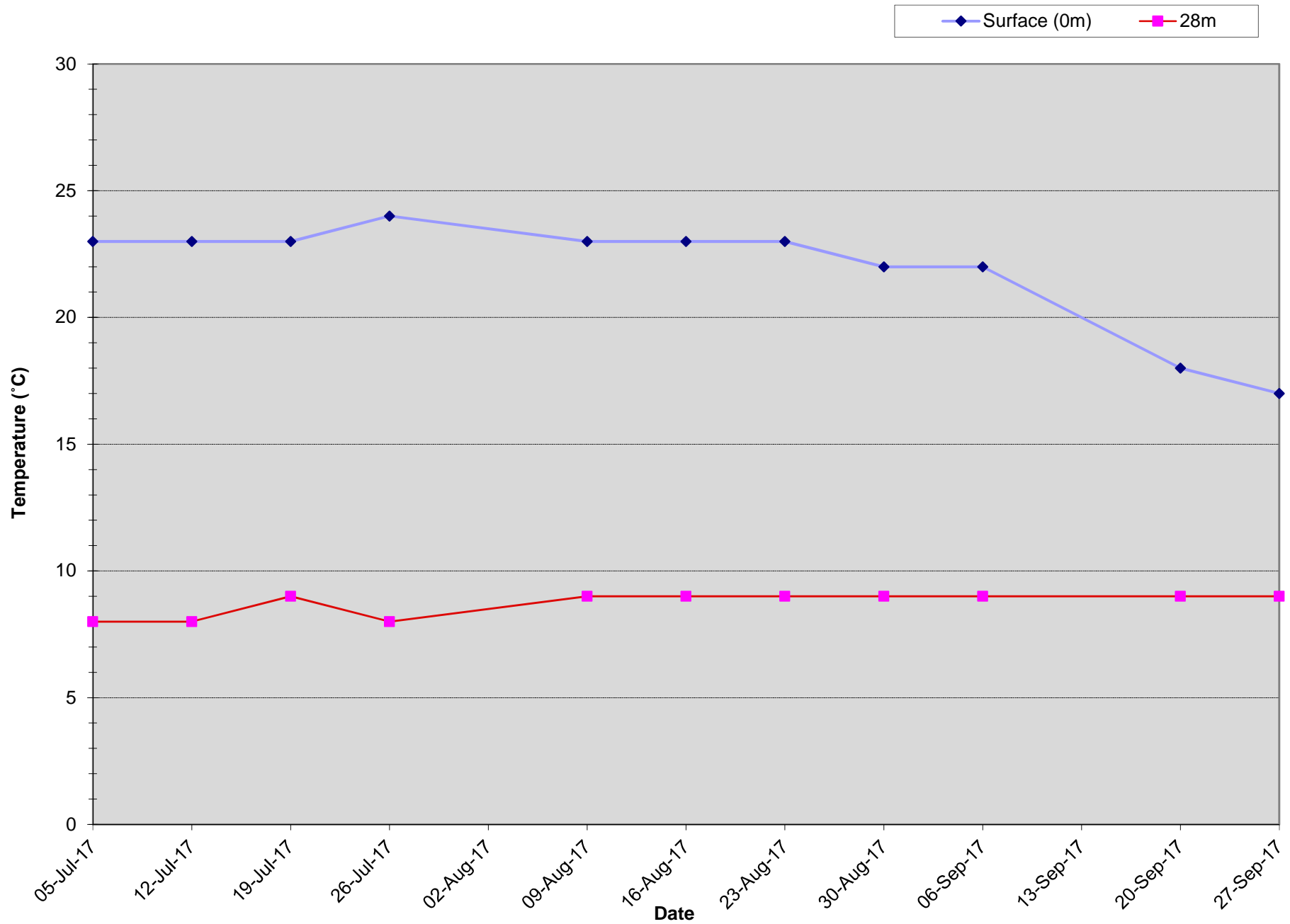
DATA - PACKINGHOUSE - 2017

DATE	TIME	SKY CONDITION	WIND DIRECTION	WIND STRENGTH	WATER CONDITION	AIR TEMPERATURE (°C)	LAKE DEPTH (meters)	SECCHI DISC (meters)	TEMP, TOP (°C at 0m)	TEMP, BOTTOM (°C at 28m)	D.O. TOP (mg/l at 0m)	D.O. BOTTOM (mg/l at 28m)	SPEC. COND. - TOP (µS/cm)	SPEC. COND. - BTM (µS/cm)	pH TOP	pH BOTTOM (18 m)	THERMOCLINE			NOTES	
																	DEPTH (meters)	TEMP (°C)	D.O. (ppm)		
05-Jul-17	11:33 AM	Clear	-	Calm	Calm	30	64	3.4	23	8	8.2	7.1	269	282	8.75	7.86					
12-Jul-17	10:55 AM	Clear	SE	Calm/Light	Calm	27	64	3.2	23	8	7.8	6.8	276	295	7.00	6.98					
19-Jul-17	10:15 AM	Clear	SW	Light	Light ripple	26	64	3.9	23	9	8.6	7.2	280	290	8.48	7.75					
26-Jul-17	10:26 AM	Clear	-	Calm	Calm	26	64	4.0	24	8	7.3	6.0	286	290	8.64	8.04					
02-Aug-17																				Wind picking up, testing stopped after central	
09-Aug-17	10:32 AM	Clear	-	Light	Small Waves	24	64	3.6	23	9	7.8	5.8	288	289	8.35	7.67				Smoke.	
16-Aug-17	10:36 AM	Clear	W	Light	Light ripple	26	64	4.5	23	9	8.0	5.4	292	290	8.44	7.89					
23-Aug-17	10:25 AM	Clear	-	Calm	Calm	29	64	5.0	23	9	8.2	5.1	294	291	8.31	7.74					
30-Aug-17	10:40 AM	Broken	-	Calm	Calm	23	63	4.6	22	9	7.8	4.6	295	291	8.15	8.10					
06-Sep-17	10:15 AM	Clear	-	Calm	Calm	22	64	5.3	22	9	8.0	4.4	298	292	7.93	7.83				Smokey	
13-Sep-17																				Testing canceled, high NW wind & white caps	
20-Sep-17	11:00 AM	Clear	-	Calm	Calm	14	64	5.5	18	9	7.7	3.6	300	294						pH meter not working	
27-Sep-17	10:25 AM	Clear	W	Light	Light ripple	18	63	4.5	17	9	8.2	3.3	300	294	8.69	8.65					

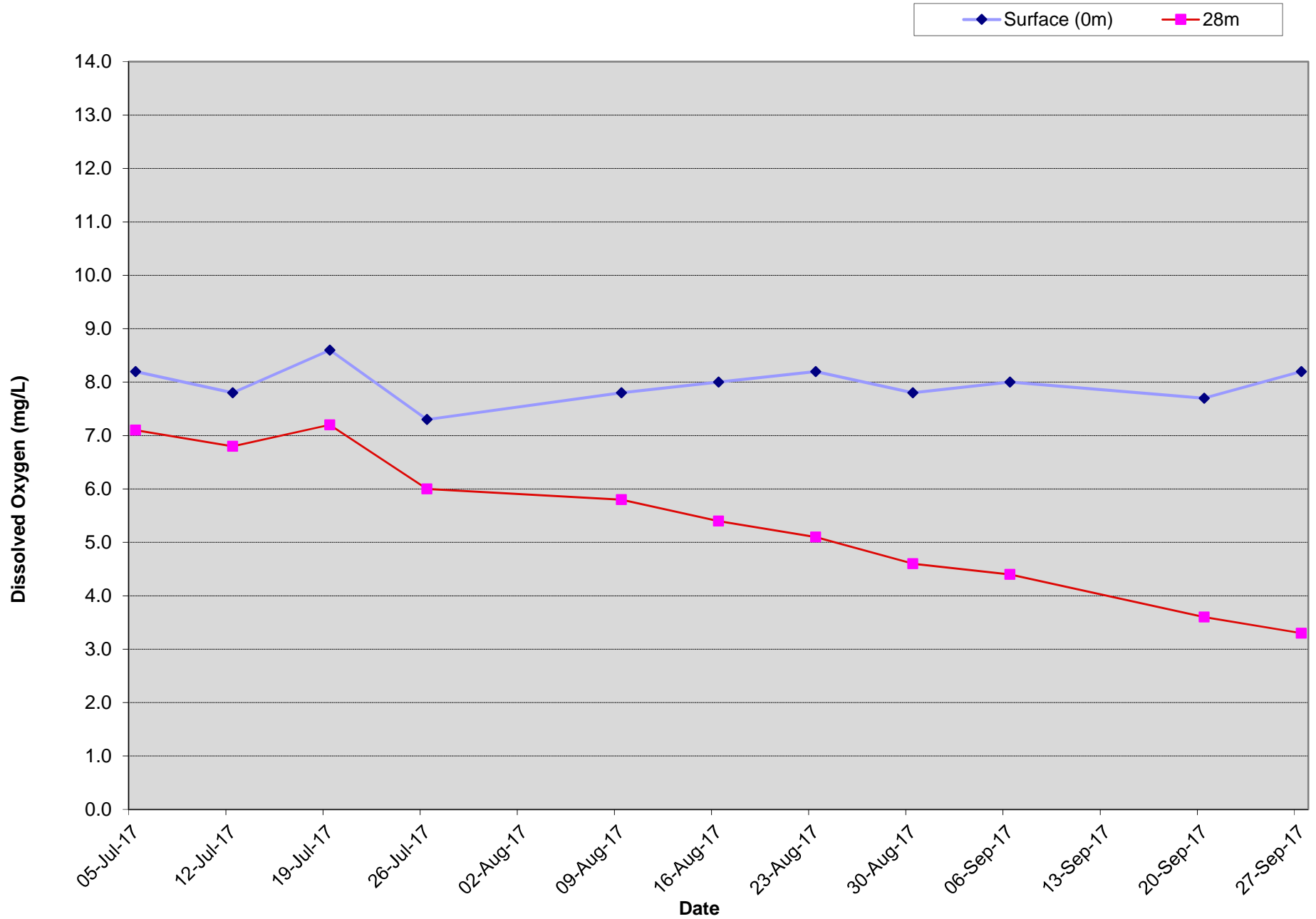
Osoyoos Lake (at Packing house) - Secchi Depth 2017



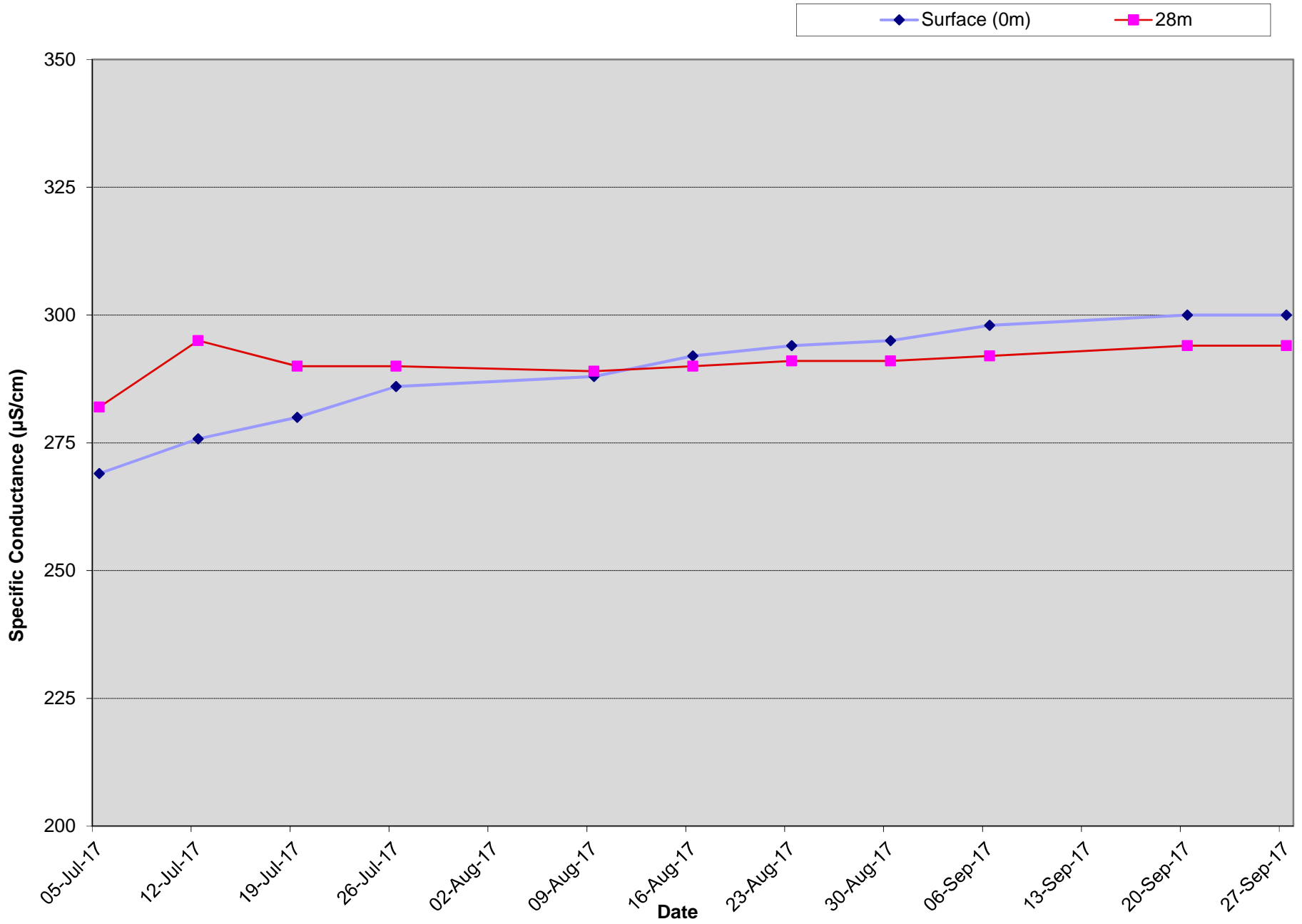
Osoyoos Lake (at Packing house) - Water Temperature 2017



Osoyoos Lake (at Packinghouse) - Dissolved Oxygen Levels 2017



Osoyoos Lake (at Packinghouse) - Specific Conductance 2017

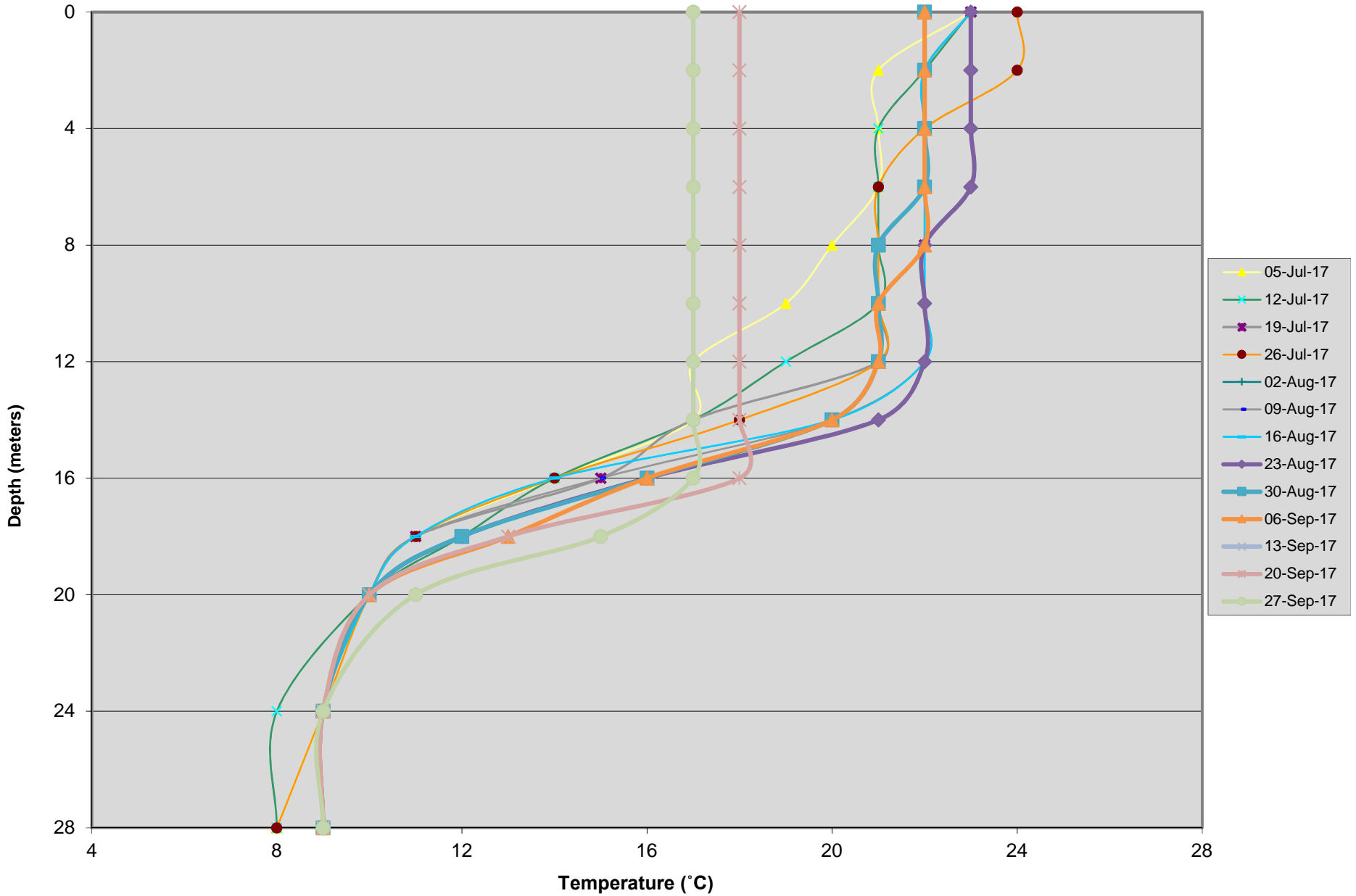


OLWQS - PACKING HOUSE 2017

Temperature (°C)													
Depth (m)	05-Jul-17	12-Jul-17	19-Jul-17	26-Jul-17	02-Aug-17	09-Aug-17	16-Aug-17	23-Aug-17	30-Aug-17	06-Sep-17	13-Sep-17	20-Sep-17	27-Sep-17
0	23	23	23	24		23	23	23	22	22		18	17
2	21	22	22	24		23	22	23	22	22		18	17
4	21	21	22	22		23	22	23	22	22		18	17
6	21	21	22	21		23	22	23	22	22		18	17
8	20	21	22	21		22	22	22	21	22		18	17
10	19	21	21	21		22	22	22	21	21		18	17
12	17	19	21	21		22	22	22	21	21		18	17
14	17	17	17	18		20	20	21	20	20		18	17
16	14	14	15	14		15	14	16	16	16		18	17
18	11	12	11	11		11	11	12	12	13		13	15
20	10	10	10	10		10	10	10	10	10		10	11
24	9	8	9	9		9	9	9	9	9		9	9
28	8	8	9	8		9	9	9	9	9		9	9

Dissolved Oxygen (mg/L)													
Depth (m)	05-Jul-17	12-Jul-17	19-Jul-17	26-Jul-17	02-Aug-17	09-Aug-17	16-Aug-17	23-Aug-17	30-Aug-17	06-Sep-17	13-Sep-17	20-Sep-17	27-Sep-17
0	8.2	7.8	8.6	7.3		7.8	8.0	8.2	7.8	8.0		7.7	8.2
2	8.3	7.7	8.7	7.4		7.8	7.9	8.2	7.8	8.0		7.8	8.2
4	8.2	7.9	8.6	7.4		7.7	7.9	8.1	7.8	7.9		7.7	8.2
6	7.8	7.5	8.2	7.3		7.7	7.9	8.2	7.5	7.9		7.7	8.2
8	7.8	7.5	8.1	7.0		7.6	7.9	8.1	7.0	7.4		7.6	8.0
10	7.5	7.4	8.0	7.0		7.5	7.7	7.6	6.8	7.3		7.7	8.0
12	7.3	6.7	7.9	7.0		7.3	7.3	7.5	6.7	6.7		7.7	8.0
14	7.2	6.5	6.6	5.6		6.0	5.4	7.0	5.7	5.8		7.6	7.7
16	7.0	6.4	6.7	5.7		4.9	4.6	4.3	3.5	3.7		7.4	7.8
18	7.2	6.4	7.3	6.1		5.7	5.5	5.1	4.4	3.9		3.7	5.8
20	7.3	6.9	7.4	6.2		5.8	5.7	5.6	4.4	4.6		3.8	3.6
24	7.3	6.4	7.4	6.0		5.8	5.7	5.4	4.7	4.5		3.8	3.6
28	7.1	6.8	7.2	6.0		5.8	5.4	5.1	4.6	4.4		3.6	3.3

Osoyoos Lake (at Packinghouse) - Temperature Profiles 2017



Osoyoos Lake (at Packinghouse) - Oxygen Profiles 2017

