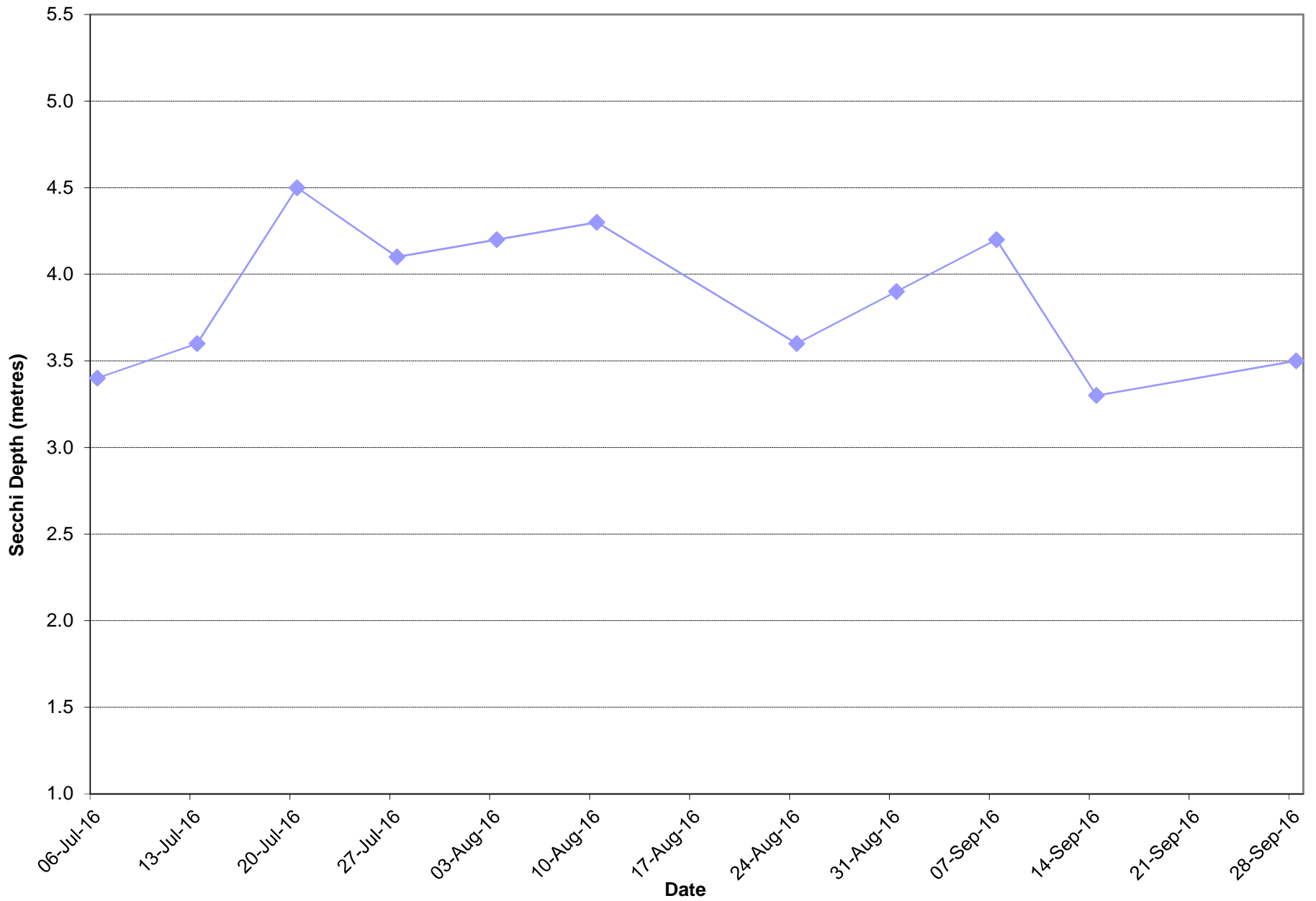


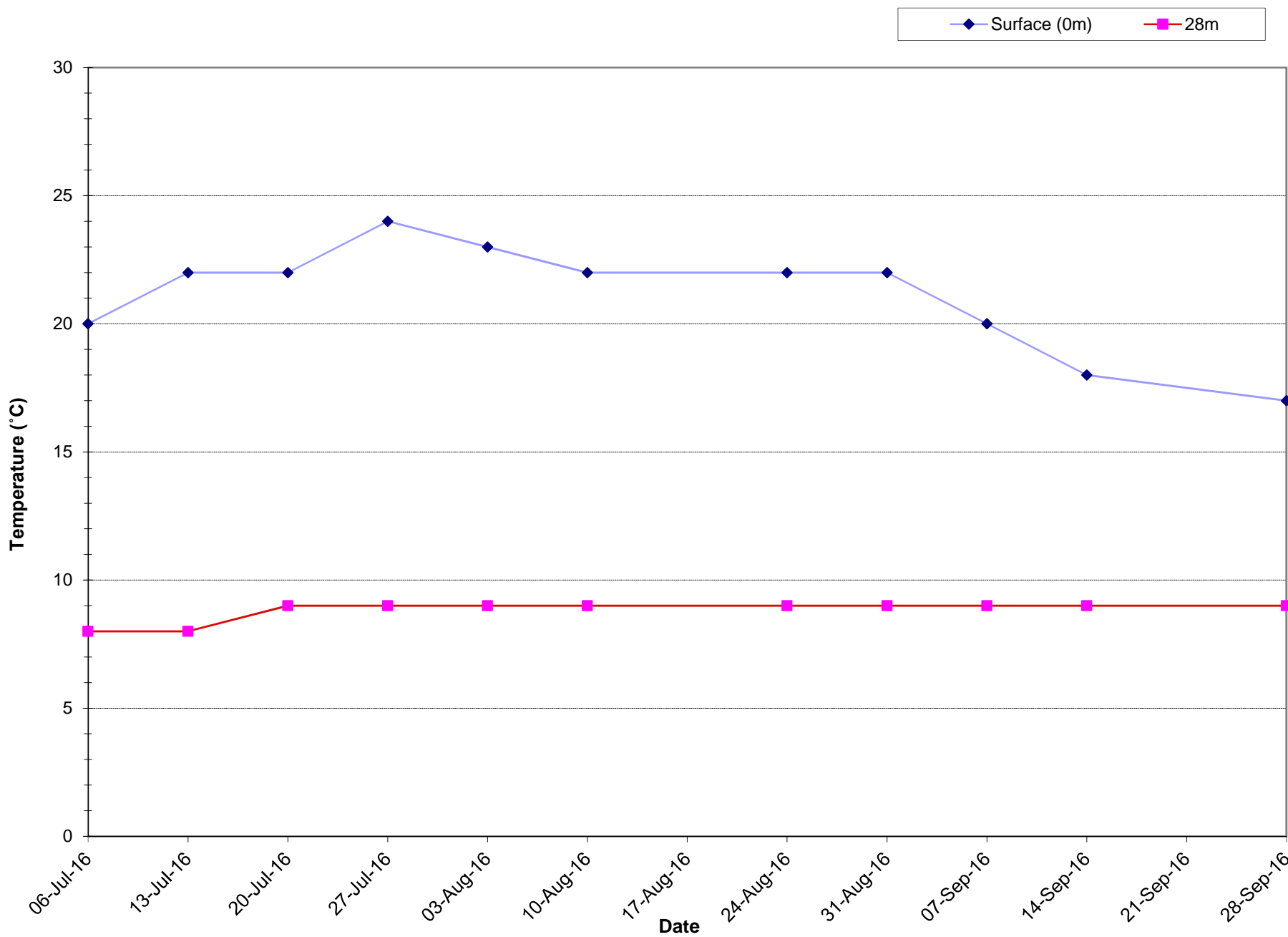
**DATA - PACKINGHOUSE - 2016**

DATE	TIME	SKY CONDITION	WIND DIRECTION	WIND STRENGTH	WATER CONDITION	AIR TEMPERATURE	DEPTH (metres)	SECCHI DISC	TEMP, TOP (°C)	TEMP, BOTTOM (°C)	D.O. TOP	D.O. BOTTOM	SPEC. COND. - TOP	SPEC. COND. - BTM	pH TOP	pH BOTTOM	THERMOCLINE			NOTES
																	DEPTH (metres)	TEMP (°C)	D.O. (ppm)	
06-Jul-16	11:40 AM	scattered	NW	Moderate	Small Waves	26	64	3.4	20	8	8.1	6.2	278	301	8.04	7.20				
13-Jul-16	10:45 AM	Clear	se	Calm	Light ripple	30	64	3.6	22	8	8.0	5.7	285	305	8.36	7.30				
20-Jul-16	10:20 AM	Clear	-	Calm	Calm	31	63	4.5	22	9	7.4	4.9	287	307	8.32	7.53				
27-Jul-16	10:15 AM	Clear	-	Calm	Calm	23	63	4.1	24	9	7.6	4.7	286	302	8.20	7.32				
03-Aug-16	10:15 AM	scattered	-	Very Light	Light ripple	29	64	4.2	23	9	8.6	5.2	284	301	8.36	7.70				
10-Aug-16	10:30 AM	Overcast	-	Calm	Calm	22	64	4.3	22	9	7.0	3.9	286	302						pH meter operational error
17-Aug-16			NW	Strong	White-tops															Monitoring aborted due to high wind/waves
24-Aug-16	10:15 AM	Clear	N	Moderate	White-tops	21	60	3.6	22	9	6.9	3.3	292	300	8.22	7.23				
31-Aug-16	10:15 AM	Clear	SE	Strong	White-tops	22	64	3.9	22	9	7.7	3.0	293	301	8.52	7.49				
07-Sep-16	10:00 AM	Broken		Moderate	Small Waves	17	64	4.2	20	9	7.6	2.8	293	300	8.06	7.42				
14-Sep-16	10:00 AM	Clear	N	Moderate	Small Waves	19	64	3.3	18	9	8.0	2.5	295	301	8.19	7.97				
21-Sep-16																				Insufficient Crew
28-Sep-16	10:00 AM	Broken	N	Strong	White-tops	16	64	3.5	17	9	8.2	1.9	298	301	8.04	7.96				

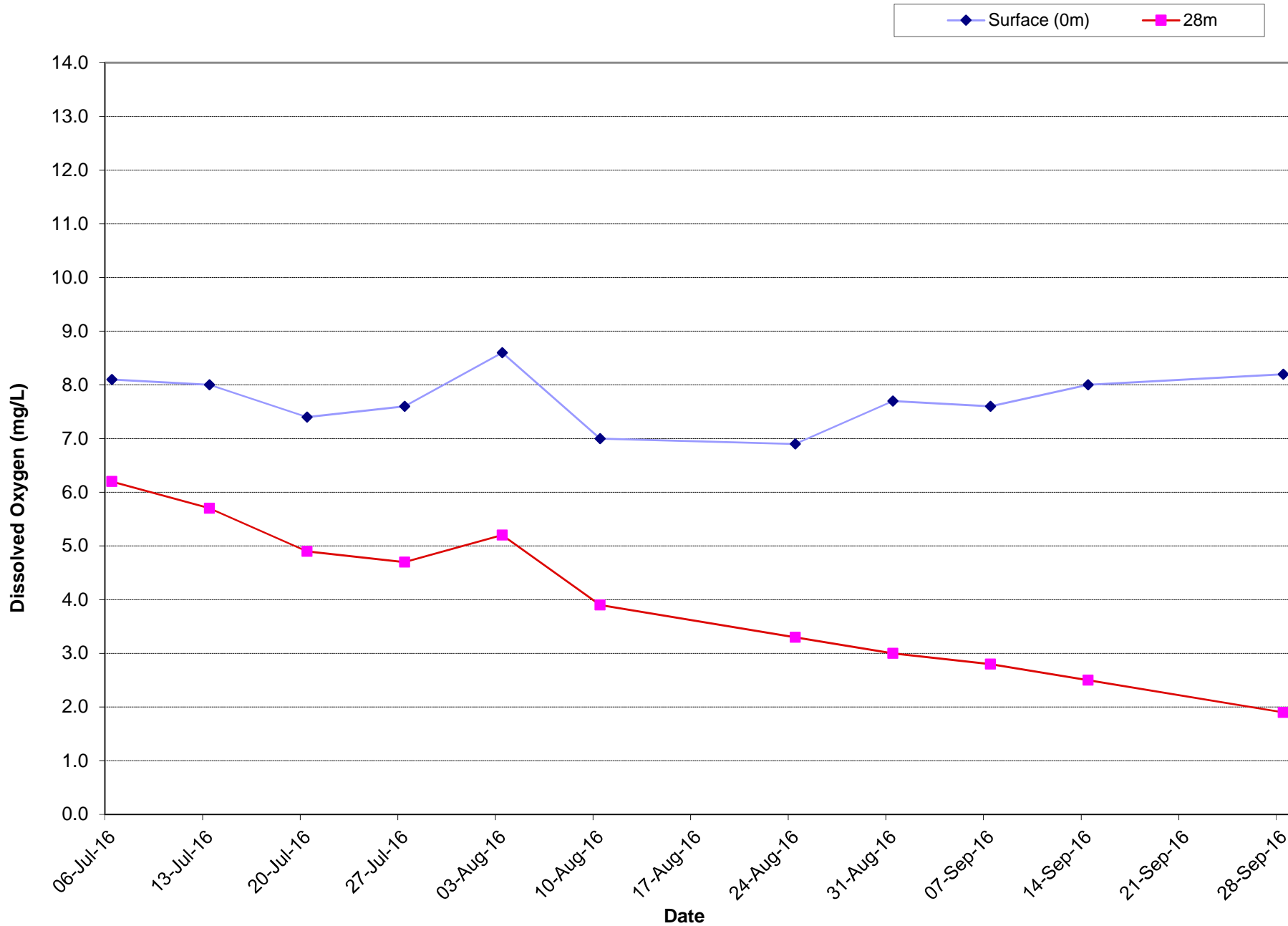
### Osoyoos Lake (at Packinghouse) - Secchi Depth 2016



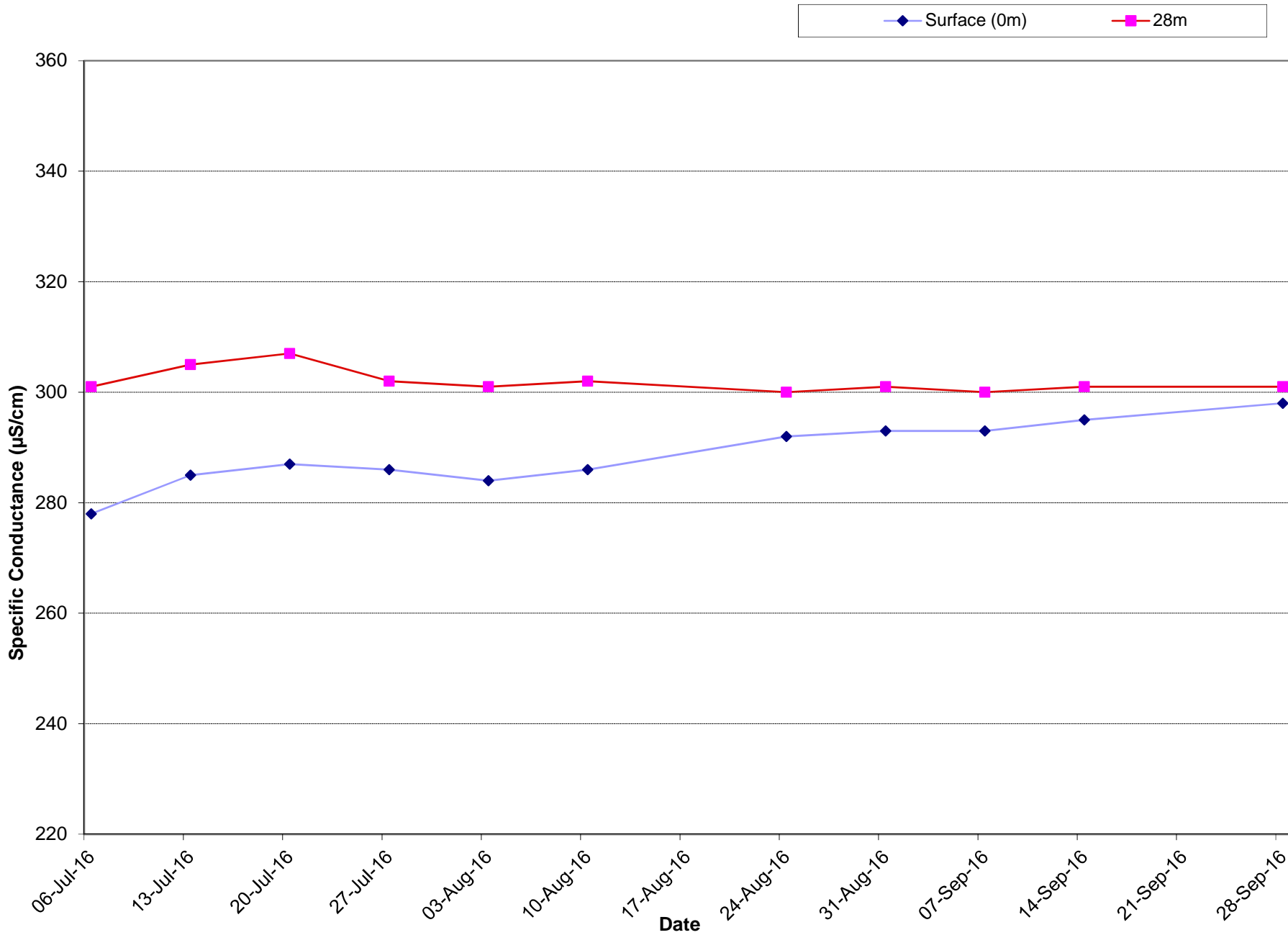
### Osoyoos Lake (at Packinghouse) - Water Temperature 2016



### Osoyoos Lake (at Packinghouse) - Dissolved Oxygen Levels 2016



### Osoyoos Lake (at Packinghouse) - Specific Conductance 2016



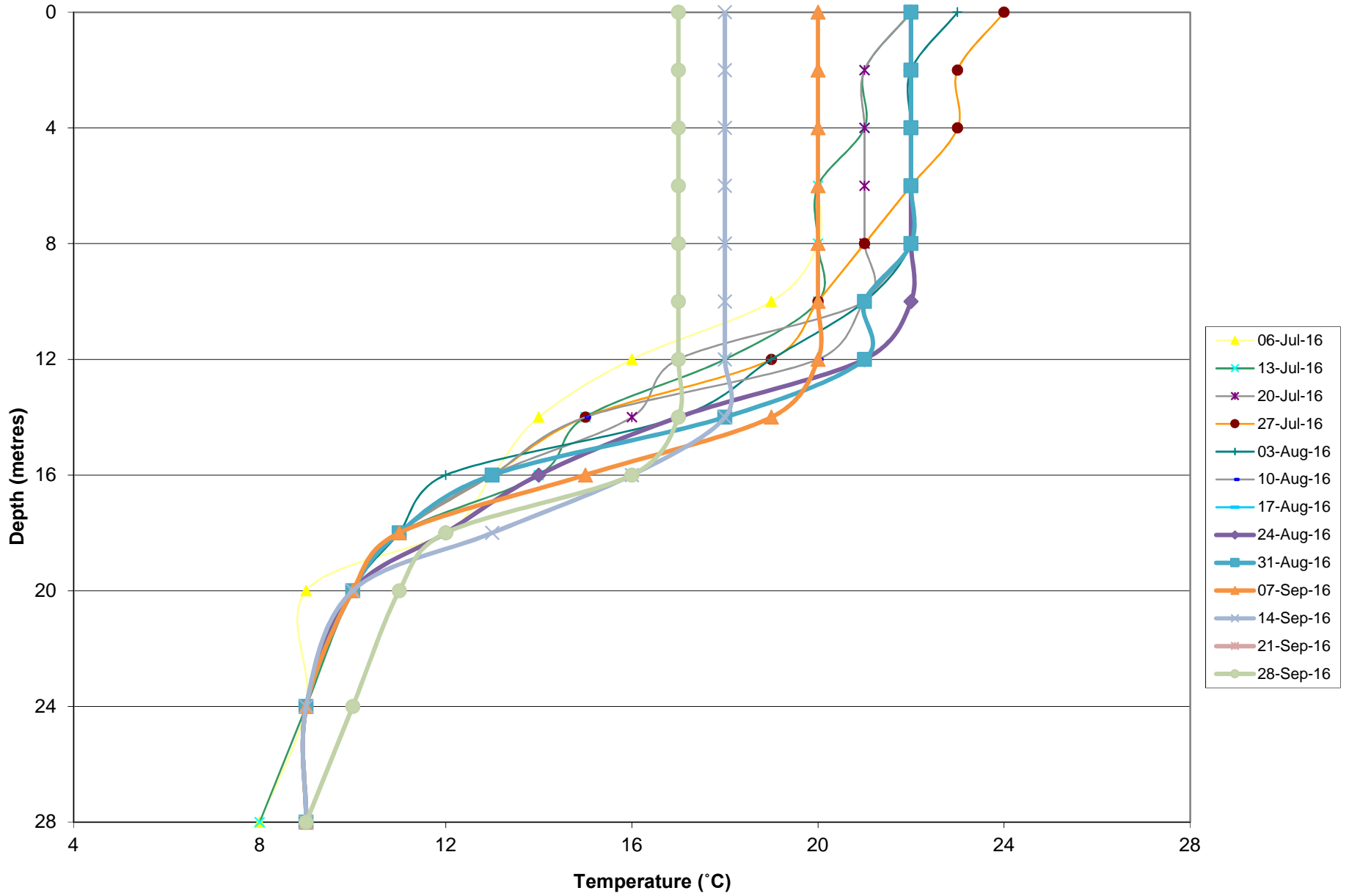
Depth (m)	Temperature (°C)					
	06-Jul-16	13-Jul-16	20-Jul-16	27-Jul-16	03-Aug-16	10-Aug-16
0	20	22	22	24	23	22
2	20	21	21	23	22	22
4	20	21	21	23	22	22
6	20	20	21	22	22	22
8	20	20	21	21	22	22
10	19	20	21	20	21	21
12	16	18	17	19	19	20
14	14	15	16	15	17	15
16	13	14	13	13	12	13
18	12	11	11	11	11	11
20	9	10	10	10	10	10
24	9	9	9	9	9	9
28	8	8	9	9	9	9

Depth (m)	Dissolved Oxygen (mg/L)					
	06-Jul-16	13-Jul-16	20-Jul-16	27-Jul-16	03-Aug-16	10-Aug-16
0	8.1	7.9	7.4	7.6	8.6	7.0
2	8.1	8.0	7.4	7.6	8.6	7.0
4	7.9	8.0	7.4	7.7	8.5	7.0
6	7.9	7.8	7.3	7.5	8.4	6.8
8	7.9	7.4	7.2	7.3	8.4	6.9
10	7.2	7.3	7.1	6.2	8.0	5.9
12	5.7	5.8	4.6	5.2	5.9	4.8
14	5.3	4.6	4.3	3.7	4.7	3.4
16	5.5	4.8	4.2	4.0	4.6	3.3
18	5.6	5.0	4.6	4.4	4.9	3.6
20	6.1	5.4	4.9	4.6	5.1	3.8
24	6.1	5.5	4.9	4.7	5.2	3.9
28	6.2	5.7	4.9	4.7	5.2	3.9

17-Aug-16	24-Aug-16	31-Aug-16	07-Sep-16	14-Sep-16	21-Sep-16	28-Sep-16
	22	22	20	18		17
	22	22	20	18		17
	22	22	20	18		17
	22	22	20	18		17
	22	22	20	18		17
	22	21	20	18		17
	21	21	20	18		17
	17	18	19	18		17
	14	13	15	16		16
	12	11	11	13		12
	10	10	10	10		11
	9	9	9	9		10
	9	9	9	9		9

17-Aug-16	24-Aug-16	31-Aug-16	07-Sep-16	14-Sep-16	21-Sep-16	28-Sep-16
	6.9	7.7	7.6	8.0		8.2
	6.9	7.7	7.6	7.9		8.2
	6.8	7.7	7.5	7.8		8.2
	6.8	7.6	7.5	7.8		8.1
	6.8	7.4	7.5	7.7		8.1
	6.8	6.8	7.4	7.7		8.0
	5.8	6.6	6.7	7.6		8.0
	3.1	3.3	5.4	6.9		7.9
	2.6	2.5	2.3	4.4		6.9
	2.9	2.9	2.7	2.2		3.3
	3.3	3.2	2.8	2.4		2.2
	3.2	3.1	2.9	2.5		1.9
	3.3	3.0	2.8	2.5		1.9

Osoyoos Lake (at Packinghouse) - Temperature Profiles 2016





### Osoyoos Lake (at Packinghouse) - Oxygen Profiles 2016

