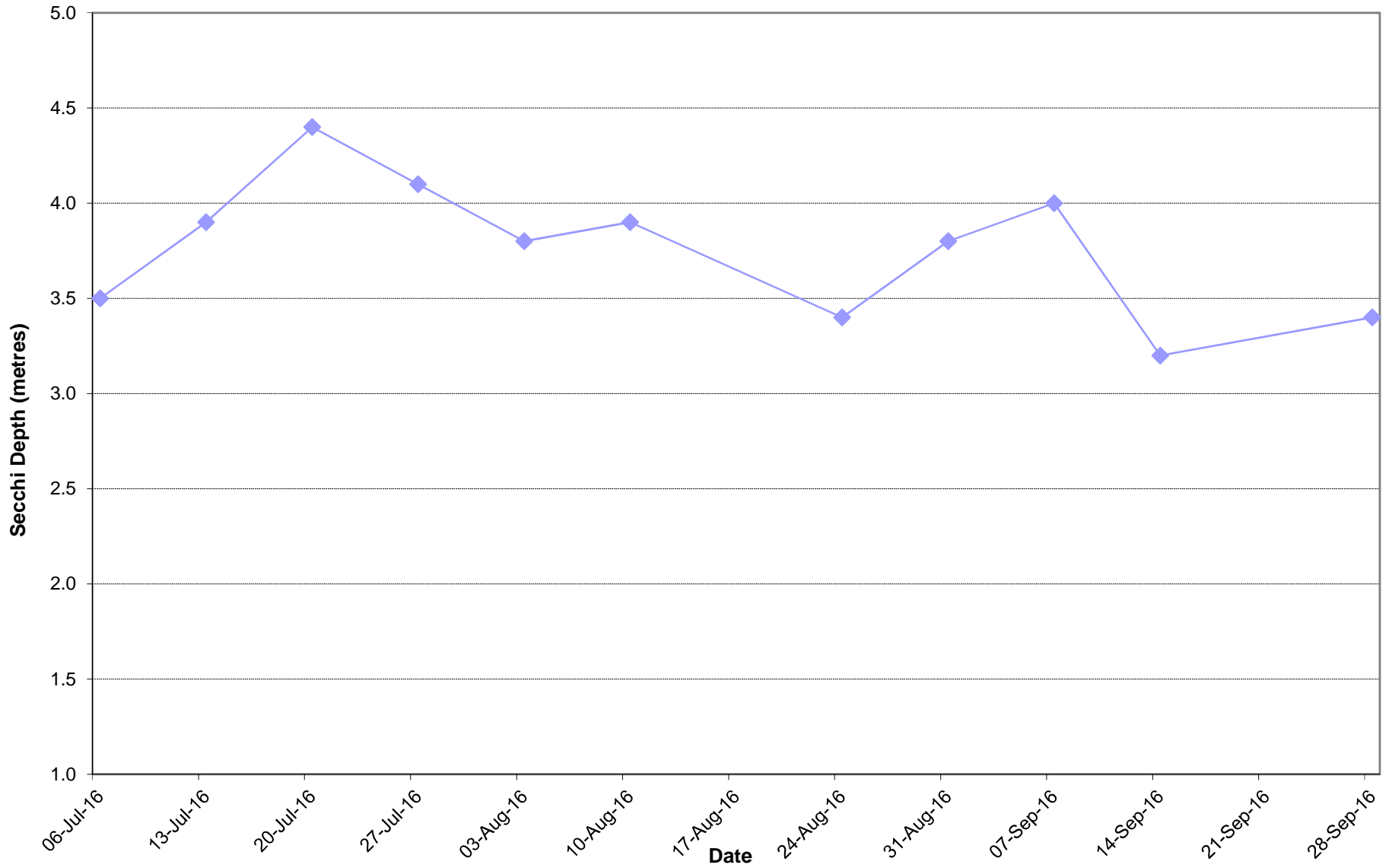
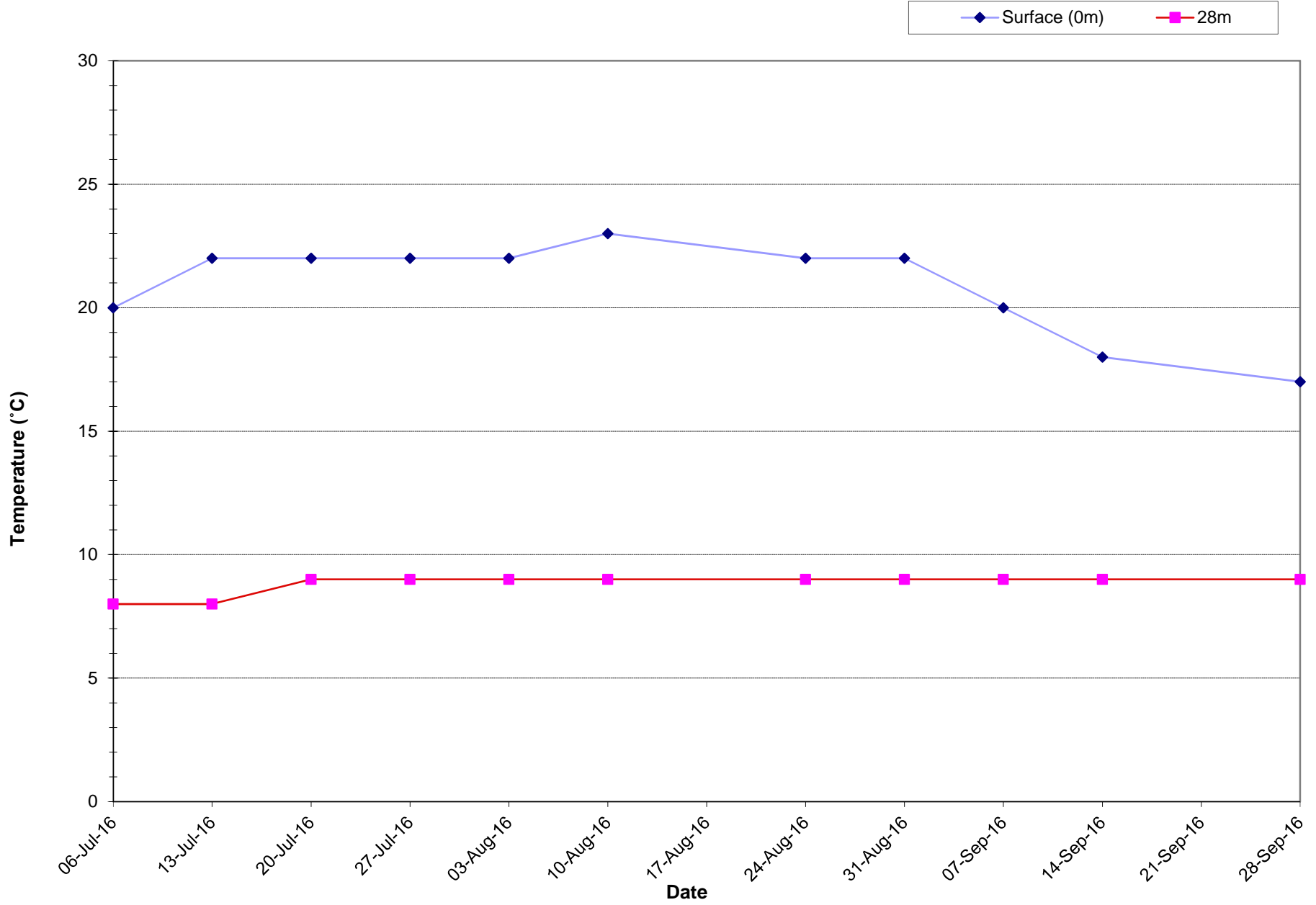


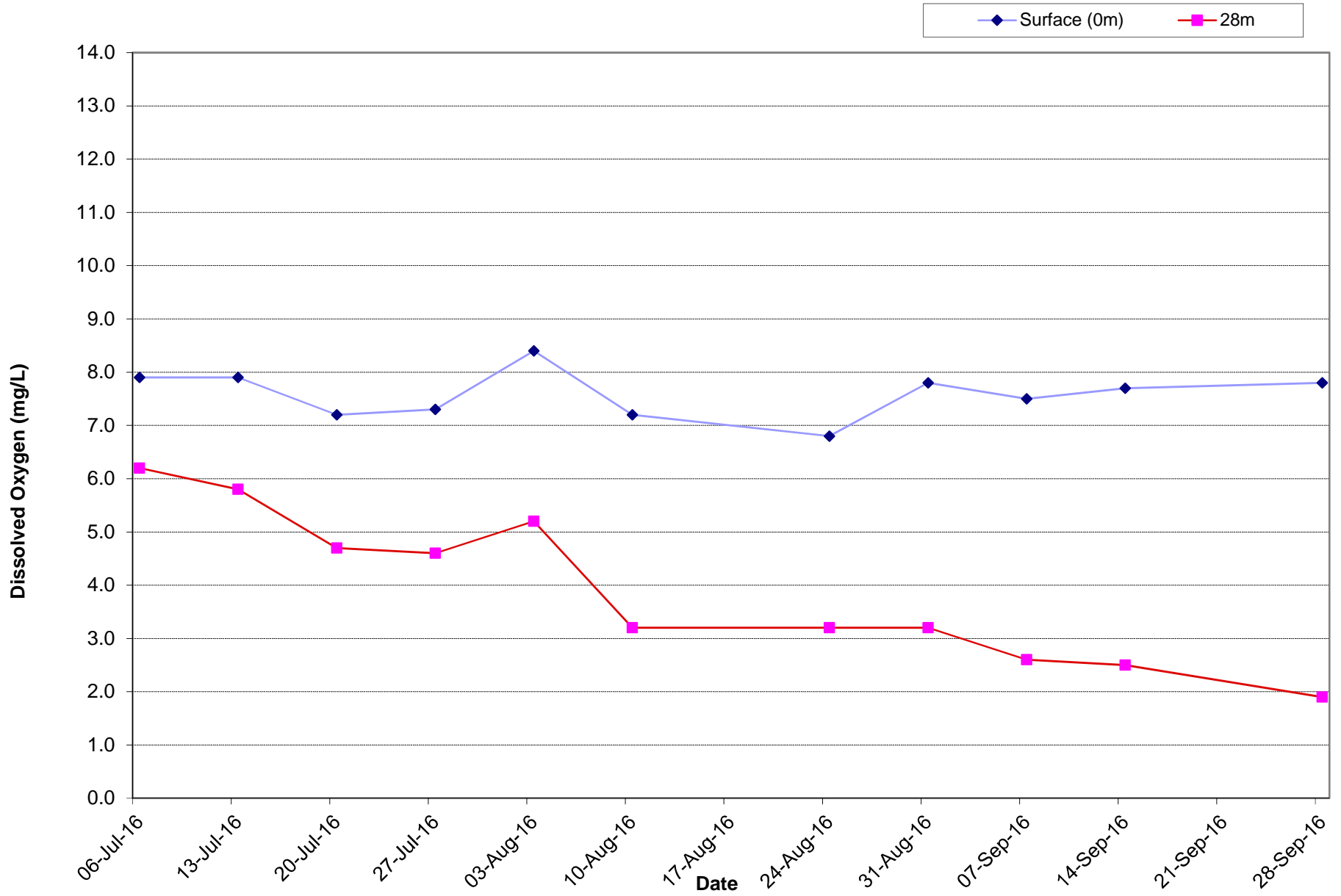
Osoyoos Lake (at North End) - Secchi Depth 2016



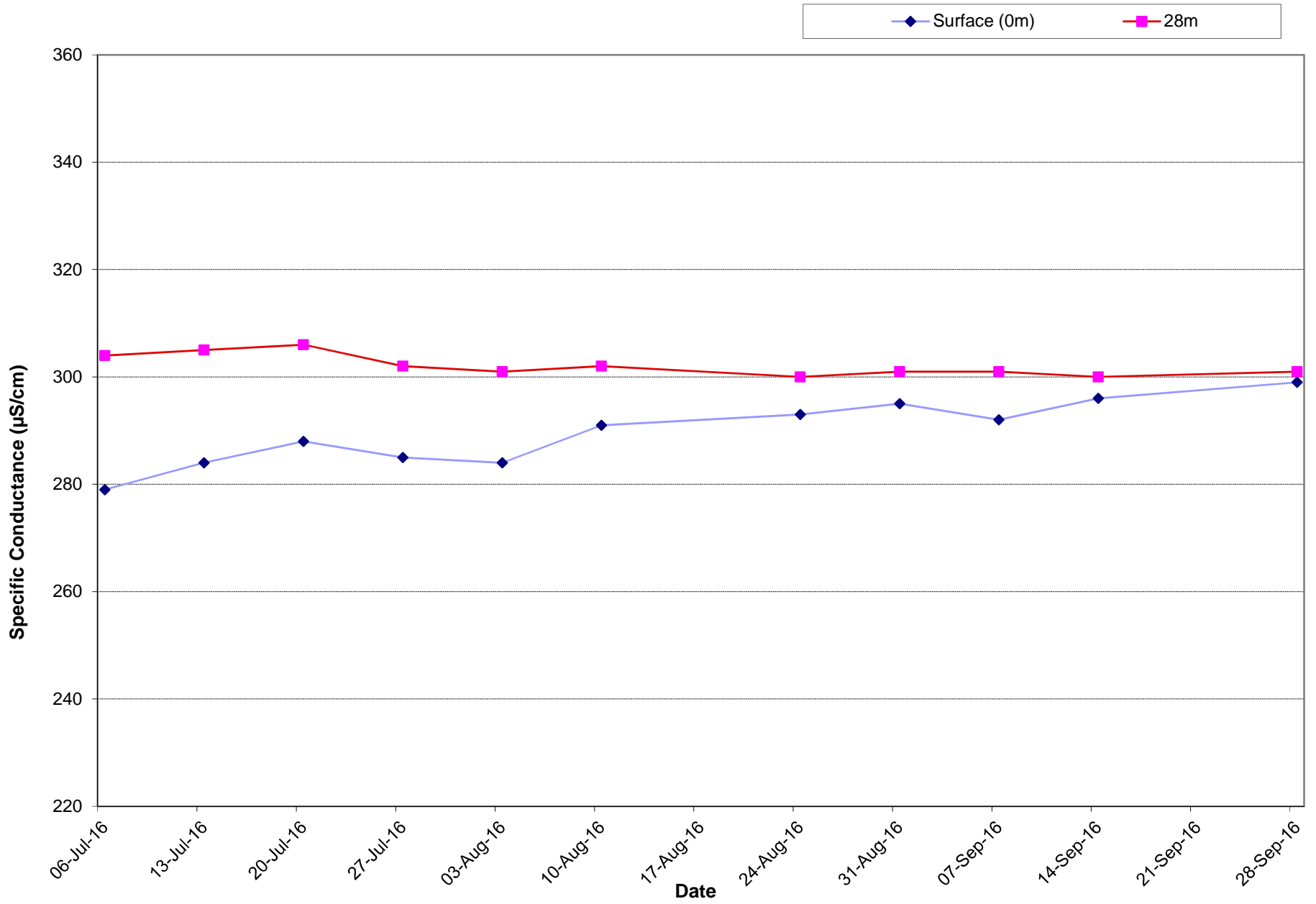
Osoyoos Lake (at North End) - Water Temperature 2016



Osoyoos Lake (at North End) - Dissolved Oxygen Levels 2016



Osoyoos Lake (at North End) - Specific Conductance 2016



OLWQS - NORTH END 2016

Depth (m)	Temperature (°C)						
	06-Jul-16	13-Jul-16	20-Jul-16	27-Jul-16	03-Aug-16	10-Aug-16	17-Aug-16
0	20	22	22	22	22	23	
2	20	21	22	22	22	23	
4	20	21	21	22	22	23	
6	19	21	21	22	22	23	
8	19	20	20	21	22	23	
10	18	20	20	21	21	21	
12	17	19	18	20	21	19	
14	16	16	17	15	20	15	
16	15	15	14	12	14	12	
18	12	14	11	10	11	10	
20	10	12	9	9	10	9	
24	9	9	9	9	9	9	
28	8	8	9	9	9	9	

Depth (m)	Dissolved Oxygen (mg/L)						
	06-Jul-16	13-Jul-16	20-Jul-16	27-Jul-16	03-Aug-16	10-Aug-16	17-Aug-16
0	7.9	7.9	7.2	7.3	8.4	7.2	
2	7.9	7.8	7.3	7.6	8.5	7.1	
4	8.0	7.8	7.4	7.5	8.4	7.0	
6	7.8	7.4	7.2	7.5	8.3	7.0	
8	7.0	7.6	6.5	7.2	8.2	6.9	
10	6.5	7.6	6.1	6.8	8.0	5.8	
12	6.1	6.8	5.2	5.8	7.7	4.5	
14	5.6	4.7	4.6	3.7	6.0	3.0	
16	5.3	4.5	3.9	3.8	4.2	3.0	
18	5.5	4.6	4.6	4.7	4.8	3.5	
20	6.1	4.8	4.9	5.0	5.0	3.7	
24	6.3	5.7	4.9	4.8	5.3	3.8	
28	6.2	5.8	4.7	4.6	5.2	3.2	

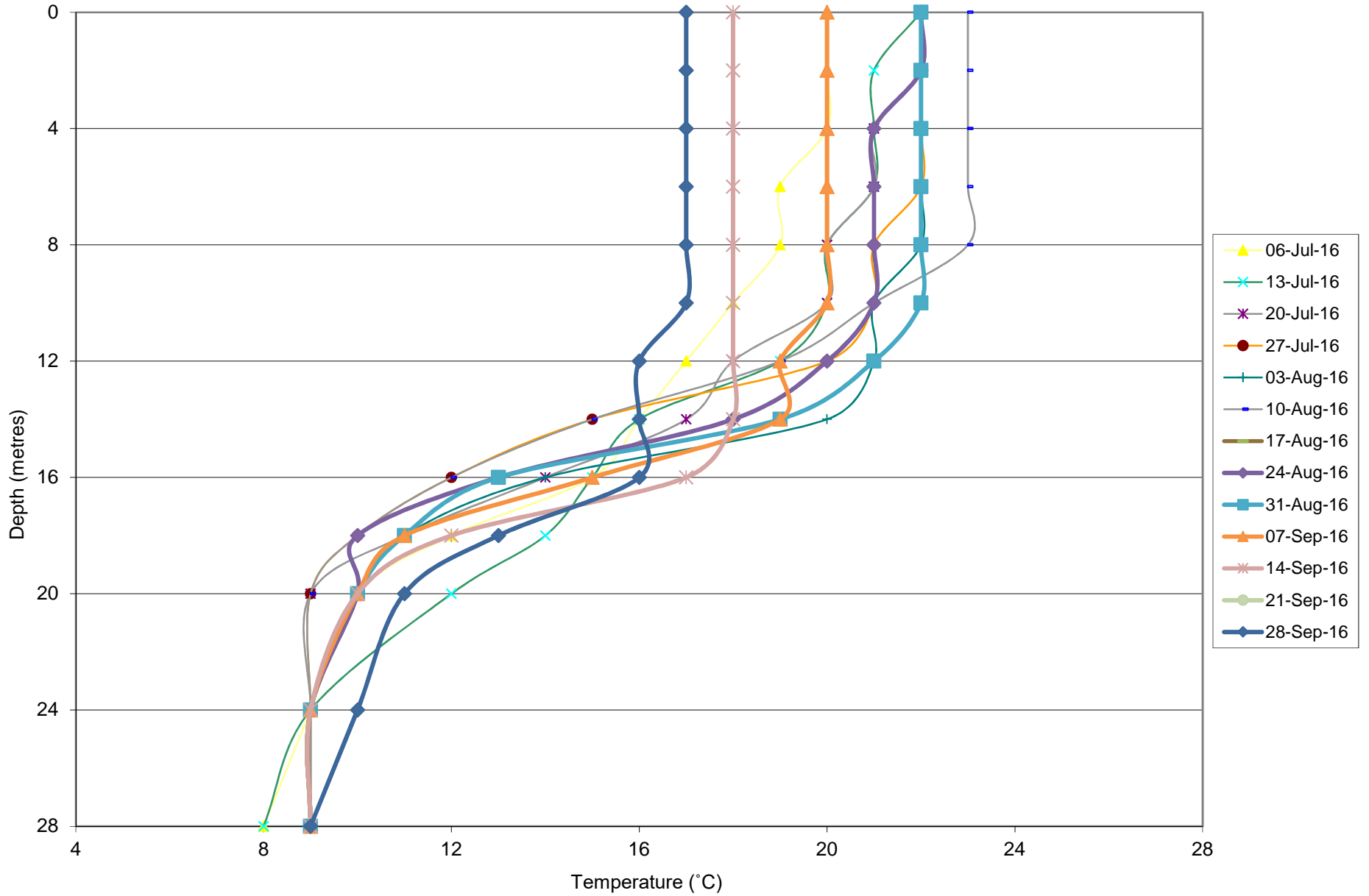
OLWQS - NORTH END 2016

24-Aug-16	31-Aug-16	07-Sep-16	14-Sep-16	21-Sep-16	28-Sep-16
22	22	20	18		17
22	22	20	18		17
21	22	20	18		17
21	22	20	18		17
21	22	20	18		17
21	22	20	18		17
20	21	19	18		16
18	19	19	18		16
13	13	15	17		16
10	11	11	12		13
10	10	10	10		11
9	9	9	9		10
9	9	9	9		9

24-Aug-16	31-Aug-16	07-Sep-16	14-Sep-16	21-Sep-16	28-Sep-16
6.8	7.8	7.5	7.7		7.8
6.8	7.8	7.5	7.7		7.8
6.9	7.8	7.5	7.6		7.8
6.6	7.7	7.5	7.5		7.7
5.7	7.5	7.3	7.5		7.7
5.5	7.3	7.3	7.3		7.6
4.7	7.3	7.4	7.0		7.5
2.9	3.8	7.3	7.1		6.8
2.6	2.5	2.3	5.1		5.7
3.1	2.7	2.6	2.2		2.8
3.3	2.9	2.8	2.3		1.8
3.2	3.4	2.9	2.6		1.9
3.2	3.2	2.6	2.5		1.9

OLWQS - NORTH END 2016

Osoyoos Lake (at North End) - Temperature Depth Profiles 2016



OLWQS - NORTH END 2016

Osoyoos Lake (at North End) - Oxygen Profiles 2016

